



bag. Hukum

BUPATI ACEH UTARA
PROVINSI ACEH

PERATURAN BUPATI ACEH UTARA
NOMOR 75 TAHUN 2017

TENTANG

ALOKASI KURANG BAYAR DAN LEBIH BAYAR BAGIAN DARI HASIL
PAJAK DAERAH DAN RETRIBUSI DAERAH TAHUN ANGGARAN 2016
KEPADA PEMERINTAH GAMPONG

BISMILLAHIRRAHMANIRRAHIM
DENGAN NAMA ALLAH YANG MAHA PENGASIH LAGI MAHA PENYAYANG
ATAS RAHMAT ALLAH YANG MAHA KUASA

BUPATI ACEH UTARA,

- Menimbang :
- a. bahwa realisasi rampung penerimaan Pajak dan Retribusi Daerah Kabupaten Aceh Utara Tahun Anggaran 2016, setelah dilakukan perhitungan terdapat kurang bayar dan lebih bayar yang mengakibatkan perubahan alokasi Bagian Dari Hasil Pajak Dan Retribusi Daerah Tahun Anggaran 2016 kepada beberapa Gampong sehingga perlu dilakukan penyesuaian kembali dana Bagian Hasil Pajak dan Retribusi Daerah Kepada Gampong Tahun Anggaran 2016;
 - b. bahwa berdasarkan pertimbangan sebagaimana dimaksud dalam huruf a perlu menetapkan Peraturan Bupati Aceh Utara tentang Alokasi Kurang Bayar dan Lebih Bayar Bagian Dari Hasil Pajak Daerah dan Retribusi Daerah Tahun Anggaran 2016 Kepada Pemerintah Gampong.
- Mengingat :
1. Undang-Undang Darurat Nomor 7 Tahun 1956 tentang Pembentukan Daerah Otonom Kabupaten-Kabupaten Dalam Lingkungan Daerah Propinsi Sumatera Utara (Lembaran Negara Republik Indonesia Tahun 1956 Nomor 58, Tambahan Lembaran Negara Republik Indonesia Nomor 1092);
 2. Undang-Undang Nomor 28 Tahun 2009 tentang Pajak Daerah dan Retribusi Daerah (Lembaran Negara Republik Indonesia Tahun 2009 Nomor 130, Tambahan Lembaran Negara Republik Indonesia Nomor 5049);
 3. Undang-Undang Nomor 6 Tahun 2014 tentang Desa (Lembaran Negara Republik Indonesia Tahun 2014 Nomor 7, Tambahan Lembaran Negara Republik Indonesia Nomor 5495);

4. Peraturan Pemerintah Nomor 91 Tahun 2010 tentang Jenis Pajak Daerah yang Dipungut Berdasarkan Penetapan kepala Daerah Atau Dibayar Sendiri Oleh Wajib Pajak (Lembaran Negara Republik Indonesia Tahun 2010 Nomor 153 Tambahan Lembaran Negara Republik Indonesia Nomor 5179);
5. Peraturan Pemerintah Nomor 43 tahun 2014 tentang Peraturan Pelaksanaan Undang-Undang Nomor 6 Tahun 2014 tentang Desa sebagaimana telah diubah dengan Peraturan Pemerintah Nomor 47 Tahun 2015 tentang Perubahan Atas Peraturan Pemerintah Nomor 43 Tahun 2014 tentang Peraturan Pelaksanaan Undang-Undang Nomor 6 Tahun 2014 tentang Desa (Lembaran Negara Republik Indonesia Tahun 2014 Nomor 157, Tambahan Lembaran Negara Republik Indonesia Nomor 5717);
6. Peraturan Menteri Dalam Negeri Nomor 13 Tahun 2006 tentang Pedoman Pengelolaan Keuangan Daerah sebagaimana telah diubah beberapa kali terakhir dengan Peraturan Menteri Dalam Negeri Nomor 21 Tahun 2011 tentang Perubahan Kedua Atas Peraturan Menteri Dalam Negeri Nomor 13 Tahun 2006 tentang Pedoman Pengelolaan Keuangan Daerah (Berita Negara Republik Indonesia Tahun 2011 Nomor 310);
7. Peraturan Menteri Dalam Negeri Nomor 113 Tahun 2014 tentang Pengelolaan Keuangan Desa (Berita Negara Republik Indonesia Tahun 2014 Nomor 2093);
8. Qanun Kabupaten Aceh Utara Nomor 4 Tahun 2009 tentang Pemerintahan Gampong (Lembaran Kabupaten Aceh Utara Tahun 2009 Nomor 4, Tambahan Lembaran Kabupaten Aceh Utara Nomor 156);

MEMUTUSKAN:

Menetapkan : ALOKASI KURANG BAYAR DAN LEBIH BAYAR BAGIAN DARI HASIL PAJAK DAERAH DAN RETRIBUSI DAERAH TAHUN ANGGARAN 2016 KEPADA PEMERINTAH GAMPONG.

Pasal 1

Dalam Peraturan Bupati ini yang dimaksud dengan :

1. Alokasi Kurang Bayar Bagian Hasil Pajak dan Retribusi Daerah adalah selisih kurang antara dana Bagian Dari Hasil Pajak Daerah dan Retribusi Daerah yang diperhitungkan berdasarkan realisasi rampung penerimaan Daerah Kabupaten Aceh Utara

dengan dana Bagian Dari Hasil Pajak Daerah dan Retribusi Daerah yang telah dibayarkan ke Gampong.

2. Alokasi Lebih Bayar Bagian Hasil Pajak dan Retribusi Daerah adalah selisih lebih antara dana Bagian Hasil Pajak dan Retribusi Daerah yang diperhitungkan berdasarkan realisasi rampung penerimaan Daerah Kabupaten Aceh Utara dengan dana Bagian Hasil Pajak dan Retribusi Daerah yang telah dibayarkan ke Gampong.
3. Pajak Daerah adalah kontribusi wajib kepada Daerah yang terutang oleh orang pribadi atau badan yang bersifat memaksa berdasarkan Undang-Undang, dengan tidak mendapatkan imbalan secara langsung dan digunakan untuk keperluan Daerah bagi sebesar-besarnya kemakmuran rakyat.
4. Retribusi Daerah adalah pungutan Daerah sebagai pembayaran atas jasa atau pemberian izin tertentu yang khusus disediakan dan/atau diberikan oleh Pemerintah Daerah untuk kepentingan orang pribadi atau Badan.

Pasal 2

Besaran alokasi kurang bayar bagian dari hasil pajak daerah dan retribusi daerah kepada Gampong tahun anggaran 2016 sebesar Rp. 358.970.573,- (tiga ratus lima puluh delapan juta sembilan ratus tujuh puluh ribu lima ratus tujuh puluh tiga rupiah) dengan rincian sebagai berikut :

- a. Pajak Daerah sebesar Rp. 209.314.339,- (dua ratus sembilan juta tiga ratus empat belas ribu tiga ratus tiga puluh sembilan rupiah);
- b. Retribusi Daerah sebesar Rp. 149.656.234,- (seratus empat puluh sembilan juta enam ratus lima puluh enam ribu dua ratus tiga puluh empat rupiah).

Pasal 3

Besaran alokasi lebih bayar bagian dari hasil pajak daerah dan retribusi daerah kepada Gampong tahun anggaran 2016 sebesar Rp. 61.799.160,- (enam puluh satu juta tujuh ratus sembilan puluh sembilan ribu seratus enam puluh rupiah) dengan rincian sebagai berikut :

- a. Pajak Daerah sebesar Rp. 2.714.000,- (dua juta tujuh ratus empat belas ribu rupiah);
- b. Retribusi Daerah sebesar Rp. 59.085.160,- (lima puluh sembilan juta delapan puluh lima ribu seratus enam puluh rupiah).

Pasal 4

Penyaluran alokasi kurang bayar bagian dari hasil pajak daerah dan retribusi daerah sebagaimana dimaksud dalam Pasal 2 dilakukan sekaligus pada tahun anggaran 2018.

Pasal 5

Pemotongan lebih bayar bagian dari hasil pajak daerah dan retribusi daerah sebagaimana dimaksud dalam Pasal 3 dilakukan sekaligus pada Tahun Anggaran 2018.

Pasal 6

Rincian mengenai :

- a. Alokasi kurang bayar bagian dari hasil pajak daerah dan retribusi daerah kepada Gampong sebagaimana tercantum dalam lampiran I;
- b. Alokasi lebih bayar bagian dari hasil pajak daerah dan retribusi daerah kepada Gampong sebagaimana tercantum dalam lampiran II;

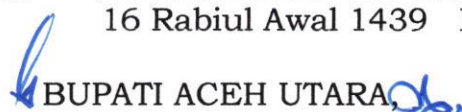
yang merupakan bagian tidak terpisahkan dari Peraturan Bupati ini.

Pasal 7

Peraturan Bupati ini mulai berlaku pada tanggal diundangkan.


Agar setiap orang mengetahuinya, memerintahkan pengundangan Peraturan Bupati ini dengan penempatannya dalam Berita Kabupaten Aceh Utara.




Ditetapkan di Lhokseumawe
pada tanggal 5 Desember 2017 M
16 Rabiul Awal 1439 H


BUPATI ACEH UTARA


H. MUHAMMAD THAIB

Diundangkan di Lhokseumawe
pada tanggal 5 Desember 2017 M
16 Rabiul Awal 1439 H


SEKRETARIS DAERAH
ABDUL AZIZ

Paraf Koordinasi	
Kepala BPKD	
Ka. Bid. Pajak Daerah dan Lain-Lain PAD	
Kepala Bagian Hukum	

ALOKASI KURANG BAYAR BAGIAN DARI HASIL PAJAK DAERAH DAN RETRIBUSI DAERAH KEPADA GAMPONG TAHUN ANGGARAN 2016

No.	Kecamatan>Nama Desa	Rincian Bagian Hasil Pajak dan Retribusi Daerah Sesuai Peraturan Bupati Aceh Utara No 5 Tahun 2016		Rincian Realisasi Rampung Tahun Anggaran 2016		Alokasi Kurang Bayar		
		Pajak Daerah	Retribusi Daerah	Pajak Daerah	Retribusi Daerah	Pajak Daerah	Retribusi Daerah	Jumlah Bagian Hasil Pajak dan Retribusi Daerah
(1)	(2)	(3)	(4)	(5)	(6)	(7) = (5) - (3)	(8) = (6) - (4)	(9) = (7) + (8)
I	BAKTIYA	116,146,000	25,930,000	126,848,000	25,379,000	10,702,000	3,072,000	13,774,000
1	KEUDE ALUE IE PUTEH	2,142,000	1,135,000	2,574,000	2,253,000	432,000	1,118,000	1,550,000
2	MNSH ALUE I PUTEH	2,268,000	442,000	2,646,000	427,000	378,000	-	378,000
3	PUCOK ALUE	2,027,000	442,000	2,162,000	371,000	135,000	-	135,000
4	ALUE ANOU TIMU	2,027,000	442,000	2,162,000	371,000	135,000	-	135,000
5	ALUE ANOU BARAT	2,029,000	442,000	2,162,000	427,000	133,000	-	133,000
6	PULO SEUKE	2,027,000	442,000	2,162,000	371,000	135,000	-	135,000
7	ALUE SERDANG	2,038,000	477,000	2,174,000	371,000	136,000	-	136,000
8	COT MANE	2,027,000	442,000	2,162,000	371,000	135,000	-	135,000
9	COT KUMBANG	2,029,000	442,000	2,199,000	371,000	170,000	-	170,000
10	MATANG KUMBANG	2,037,000	442,000	2,174,000	1,216,000	137,000	774,000	911,000
11	MATANG KAREUNG	2,027,000	442,000	2,162,000	371,000	135,000	-	135,000
12	COT ULAYA	2,028,000	442,000	2,165,000	371,000	137,000	-	137,000
13	ALUE GEUDONG	2,027,000	442,000	2,162,000	371,000	135,000	-	135,000
14	TANJONG GLUMPANG	2,027,000	442,000	2,162,000	371,000	135,000	-	135,000
15	MATANG RAYA TIMU	2,034,000	442,000	2,165,000	371,000	131,000	-	131,000
16	MATANG RAYA BARAT	2,028,000	442,000	2,162,000	371,000	134,000	-	134,000
17	MATANG KELAYU	2,027,000	442,000	2,162,000	371,000	135,000	-	135,000
18	ALUE BUYA	2,030,000	442,000	2,162,000	371,000	132,000	-	132,000
19	MATANG CUT	2,028,000	442,000	2,162,000	371,000	134,000	-	134,000
20	KEUDE PANTEU BRUEH	2,029,000	442,000	2,168,000	371,000	139,000	-	139,000
21	MEUDANG ARA	2,050,000	442,000	2,181,000	371,000	131,000	-	131,000
22	MEUNASAH BUJOK	2,029,000	442,000	2,169,000	371,000	140,000	-	140,000
23	ALUE DAMA	2,028,000	442,000	2,832,000	371,000	804,000	-	804,000
24	COT ARA	2,027,000	442,000	2,162,000	371,000	135,000	-	135,000
25	RAMBONG DALAM	2,031,000	442,000	2,164,000	371,000	133,000	-	133,000
26	MEUNASAH GEUDONG	2,028,000	442,000	2,169,000	486,000	141,000	44,000	185,000
27	ALUE KEUTAPANG	2,028,000	442,000	2,167,000	371,000	139,000	-	139,000
28	KRUENG LINGKA BARAT	2,027,000	442,000	2,162,000	371,000	135,000	-	135,000
29	KRUENG LINGKA TIMU	2,030,000	442,000	2,162,000	371,000	132,000	-	132,000
30	ALUE JAMBOK	2,032,000	442,000	2,164,000	371,000	132,000	-	132,000
31	ALUE BILI GEULUMPANG	2,027,000	442,000	2,162,000	371,000	135,000	-	135,000
32	LHOK SEUTUY	2,027,000	442,000	2,162,000	371,000	135,000	-	135,000
33	ALUE BILI RAYEUK	2,037,000	442,000	2,203,000	743,000	166,000	301,000	467,000
34	KEUDE MENYEE IV	2,027,000	442,000	2,163,000	371,000	136,000	-	136,000
35	GEULUMPANG BUNGKOK	2,037,000	442,000	2,162,000	371,000	125,000	-	125,000
36	MATANG RAWA	2,027,000	442,000	2,164,000	371,000	137,000	-	137,000
37	GLUMPANG SAMLAKOE	2,043,000	442,000	2,162,000	371,000	119,000	-	119,000
38	ARONGAN LISE	2,029,000	442,000	2,162,000	371,000	133,000	-	133,000
39	MATANG REUDEP	2,028,000	442,000	2,175,000	371,000	147,000	-	147,000
40	MATANG MANYAM	2,029,000	442,000	2,163,000	371,000	134,000	-	134,000
41	MATANG ULIM	2,027,000	442,000	2,172,000	371,000	145,000	-	145,000
42	MATANG BERINGIN	2,027,000	442,000	2,162,000	371,000	135,000	-	135,000
43	COT MANYANG	2,062,000	442,000	2,195,000	371,000	133,000	-	133,000
44	ALUE IE TAREK	2,031,000	442,000	2,162,000	371,000	131,000	-	131,000
45	ALUE RAMBONG	2,027,000	442,000	2,162,000	371,000	135,000	-	135,000
46	MATANG LINYA	2,028,000	442,000	2,162,000	371,000	134,000	-	134,000
47	MATANG LAWANG	2,036,000	442,000	2,184,000	371,000	148,000	-	148,000
48	GLUMPANG PAYONG	2,045,000	442,000	2,255,000	371,000	210,000	-	210,000
49	MON SUKON	2,027,000	442,000	2,193,000	371,000	166,000	-	166,000
50	LUENG BATA	2,028,000	442,000	2,162,000	371,000	134,000	-	134,000
51	CEUMPEUDAK	2,027,000	442,000	2,162,000	371,000	135,000	-	135,000
52	BUKET DARA BARO	2,048,000	450,000	2,162,000	371,000	114,000	-	114,000
53	MATANG PINEUNG	2,035,000	442,000	2,162,000	371,000	127,000	-	127,000
54	MATANG BARO	2,060,000	442,000	2,239,000	371,000	179,000	-	179,000
55	UJONG DAMA	2,027,000	442,000	2,282,000	1,277,000	255,000	835,000	1,090,000
56	BABUSSALAM	2,027,000	442,000	3,651,000	371,000	1,624,000	-	1,624,000
57	CINTA MAKMUR	2,027,000	442,000	2,162,000	371,000	135,000	-	135,000
II	DEWANTARA	181,876,100	13,903,000	219,435,000	29,181,000	37,625,900	17,849,000	55,474,900
1	KEUDE KR. GEUKUH	27,791,000	4,094,000	41,638,000	15,967,000	13,847,000	11,873,000	25,720,000
2	TAMBON BAROH	122,150,100	819,000	138,687,000	1,618,000	16,536,900	799,000	17,335,900
3	TAMBON TUNONG	2,642,000	896,000	3,971,000	371,000	1,329,000	-	1,329,000

No.	Kecamatan>Nama Desa	Rincian Bagian Hasil Pajak dan Retribusi Daerah Sesuai Peraturan Bupati Aceh Utara No 5 Tahun 2016		Rincian Realisasi Rampung Tahun Anggaran 2016		Alokasi Kurang Bayar		
		Pajak Daerah	Retribusi Daerah	Pajak Daerah	Retribusi Daerah	Pajak Daerah	Retribusi Daerah	Jumlah Bagian Hasil Pajak dan Retribusi Daerah
(1)	(2)	(3)	(4)	(5)	(6)	(7) = (5) - (3)	(8) = (6) - (4)	(9) = (7) + (8)
4	PALOH GADENG	2,184,000	652,000	2,172,000	371,000	-	-	-
5	PALOH LADA	3,675,000	660,000	3,642,000	1,124,000	-	464,000	464,000
6	UTEUN GELINGGANG	4,453,000	914,000	8,876,000	5,423,000	4,423,000	4,509,000	8,932,000
7	PULO RUNGKOM	2,039,000	652,000	2,165,000	371,000	126,000	-	126,000
8	PALOH IGEUH	2,062,000	652,000	2,205,000	464,000	143,000	-	143,000
9	BANGKA JAYA	2,083,000	652,000	2,233,000	371,000	150,000	-	150,000
10	ULEE PULO	2,320,000	652,000	2,298,000	856,000	-	204,000	204,000
11	ULEE REULEUNG	2,062,000	652,000	2,248,000	643,000	186,000	-	186,000
12	GLUMPANG SULU TMR.	2,075,000	652,000	2,312,000	371,000	237,000	-	237,000
13	GLUMPANG SULU BRT.	2,105,000	652,000	2,259,000	489,000	154,000	-	154,000
14	BLUKA TEUBAI	2,054,000	652,000	2,176,000	371,000	122,000	-	122,000
15	LANCANG BARAT	2,181,000	652,000	2,553,000	371,000	372,000	-	372,000
III	KUTA MAKMUR	79,698,000	17,356,000	86,220,000	15,713,000	6,522,000	828,000	7,350,000
1	MEUNASAH BLANG ARA	2,090,000	490,000	2,174,000	986,000	84,000	496,000	580,000
2	MEUNASAH BUKET	2,033,000	442,000	2,224,000	371,000	191,000	-	191,000
3	BLANG TALON	2,034,000	442,000	2,311,000	371,000	277,000	-	277,000
4	COT RHEU	2,051,000	442,000	2,165,000	371,000	114,000	-	114,000
5	KRUENG MANYANG	2,058,000	479,000	2,197,000	408,000	139,000	-	139,000
6	BAYU	2,039,000	442,000	2,189,000	371,000	150,000	-	150,000
7	BLANG ADO	2,041,000	442,000	2,187,000	445,000	146,000	3,000	149,000
8	MNSH DAYAH MEUNARA	2,038,000	442,000	2,191,000	371,000	153,000	-	153,000
9	MEUNASAH KUMBANG	2,032,000	442,000	2,169,000	371,000	137,000	-	137,000
10	MEUNYECUT BAHAGIA	2,048,000	442,000	2,209,000	371,000	161,000	-	161,000
11	LHOK JOK	2,031,000	442,000	2,172,000	371,000	141,000	-	141,000
12	ALUE RAMBEE	2,054,000	442,000	2,280,000	371,000	226,000	-	226,000
13	BLANG RIEK	2,037,000	442,000	2,165,000	371,000	128,000	-	128,000
14	CEMPEUDAK	2,048,000	442,000	2,183,000	371,000	135,000	-	135,000
15	SEUNEUBOK DRIEN	2,039,000	442,000	2,330,000	371,000	291,000	-	291,000
16	COT MERBO	2,035,000	442,000	2,235,000	457,000	200,000	15,000	215,000
17	KEUDE BLANG ARA	2,033,000	450,000	2,594,000	764,000	561,000	314,000	875,000
18	KEUDE KRUENG	2,037,000	442,000	2,188,000	371,000	151,000	-	151,000
19	KRUENG SEUNONG	2,032,000	442,000	2,177,000	371,000	145,000	-	145,000
20	PULO IBOIH	2,037,000	442,000	2,162,000	371,000	125,000	-	125,000
21	BLANG GURAH	2,031,000	442,000	2,168,000	371,000	137,000	-	137,000
22	GUHA ULEU	2,142,000	442,000	2,192,000	371,000	50,000	-	50,000
23	CEUMEUCAT	2,039,000	442,000	2,173,000	371,000	134,000	-	134,000
24	PULO BARAT	2,035,000	442,000	2,171,000	371,000	136,000	-	136,000
25	PULO RAYEUK	2,033,000	442,000	2,164,000	371,000	131,000	-	131,000
26	COT SEUTUI	2,034,000	442,000	2,214,000	371,000	180,000	-	180,000
27	LANGKUTA	2,034,000	442,000	2,175,000	371,000	141,000	-	141,000
28	SAWEUK	2,031,000	442,000	2,173,000	371,000	142,000	-	142,000
29	MEURIYA	2,030,000	442,000	2,169,000	371,000	139,000	-	139,000
30	MEUNASAH KULAM	2,041,000	442,000	2,192,000	371,000	151,000	-	151,000
31	COT SEUMIYONG	2,029,000	442,000	2,162,000	371,000	133,000	-	133,000
32	KEUREUSEK	2,031,000	442,000	2,179,000	371,000	148,000	-	148,000
33	KRUENG SEUPENG	2,034,000	442,000	2,165,000	371,000	131,000	-	131,000
34	MEULING MANYANG	2,032,000	442,000	2,168,000	371,000	136,000	-	136,000
35	MULING MEUCAT	2,037,000	452,000	2,167,000	371,000	130,000	-	130,000
36	BABAH LUENG	2,031,000	442,000	2,165,000	371,000	134,000	-	134,000
37	PANTON RAYEUK I	2,028,000	453,000	2,171,000	410,000	143,000	-	143,000
38	PANTON REYAEUK II	2,030,000	446,000	2,166,000	371,000	136,000	-	136,000
39	SIDO MULIYO	2,149,000	442,000	2,584,000	371,000	435,000	-	435,000
IV	LHOKSUKON	194,976,000	43,874,000	215,661,361	64,985,000	22,170,361	25,976,000	48,146,361
1	KOTA LHOKSUKON	4,208,000	5,098,000	7,460,000	19,050,000	3,252,000	13,952,000	17,204,000
2	COT U SIBAK	2,055,000	442,000	2,207,000	371,000	152,000	-	152,000
3	BINTANG HU	2,029,000	442,000	2,256,000	371,000	227,000	-	227,000
4	BLANG AMAN	2,073,000	442,000	2,270,000	371,000	197,000	-	197,000
5	COT ARA	2,069,000	442,000	2,169,000	371,000	100,000	-	100,000
6	BLANG RUBEK	2,044,000	442,000	2,163,000	371,000	119,000	-	119,000
7	NGA MATANG UBI	2,084,000	442,000	2,350,000	1,861,000	266,000	1,419,000	1,685,000
8	REUDEP	2,714,000	470,000	2,316,000	445,000	-	-	-
9	ALUE BUKET	2,830,000	442,000	2,290,000	371,000	-	-	-
10	MEUNYEU MATANG UBI	2,042,000	442,000	2,371,000	953,000	329,000	511,000	840,000
11	TRIENG MATANG UBI	2,060,000	442,000	2,381,000	371,000	321,000	-	321,000
12	CEUBREK	2,643,000	6,203,000	2,929,000	15,561,000	286,000	9,358,000	9,644,000
13	BLANG	2,082,000	442,000	2,239,000	371,000	157,000	-	157,000
14	BUKET SEUNTANG	2,039,000	442,000	2,180,000	371,000	141,000	-	141,000
15	ARONGAN ARA BUNGKOK	2,027,000	442,000	2,169,000	371,000	142,000	-	142,000
16	TRIENG PANTANG	2,033,000	442,000	2,174,000	371,000	141,000	-	141,000
17	LEUBOK	2,156,000	442,000	2,169,000	371,000	13,000	-	13,000

No.	Kecamatan>Nama Desa	Rincian Bagian Hasil Pajak dan Retribusi Daerah Sesuai Peraturan Bupati Aceh Utara No 5 Tahun 2016		Rincian Realisasi Rampung Tahun Anggaran 2016		Alokasi Kurang Bayar		
		Pajak Daerah	Retribusi Daerah	Pajak Daerah	Retribusi Daerah	Pajak Daerah	Retribusi Daerah	Jumlah Bagian Hasil Pajak dan Retribusi Daerah
(1)	(2)	(3)	(4)	(5)	(6)	(7) = (5) - (3)	(8) = (6) - (4)	(9) = (7) + (8)
18	COT GLUMPANG	2,033,000	442,000	2,521,000	371,000	488,000	-	488,000
19	ABEUK LEUPON	2,030,000	442,000	2,162,000	371,000	132,000	-	132,000
20	ARA	2,027,000	442,000	2,166,000	371,000	139,000	-	139,000
21	MANCANG	2,027,000	442,000	2,197,000	371,000	170,000	-	170,000
22	MATANG PUPANJI	2,027,000	442,000	2,177,000	371,000	150,000	-	150,000
23	ASAN ARA BUNGKOK	2,125,000	442,000	2,626,000	371,000	501,000	-	501,000
24	MATANG TEUNGOH AB	2,027,000	471,000	2,282,000	371,000	255,000	-	255,000
25	PANTE	2,150,000	442,000	2,587,000	371,000	437,000	-	437,000
26	RAMBOT	2,029,000	442,000	2,185,000	371,000	156,000	-	156,000
27	ALUE DRIEN	38,580,000	442,000	42,764,361	371,000	4,184,361	-	4,184,361
28	ALUE MEUDEM	2,092,000	505,000	2,205,000	856,000	113,000	351,000	464,000
29	GEULINGANG	2,040,000	442,000	2,203,000	371,000	163,000	-	163,000
30	ASAN LHOKSUKON BRT	2,111,000	442,000	2,321,000	371,000	210,000	-	210,000
31	BEURINGIN	2,033,000	442,000	2,272,000	371,000	239,000	-	239,000
32	TEUNGOH LB	2,035,000	442,000	2,182,000	371,000	147,000	-	147,000
33	RAYEUK	2,028,000	442,000	2,460,000	371,000	432,000	-	432,000
34	ULEE BARAT	2,027,000	442,000	2,164,000	371,000	137,000	-	137,000
35	RANTO	2,071,000	442,000	2,535,000	371,000	464,000	-	464,000
36	TUTONG	2,043,000	442,000	2,203,000	613,000	160,000	171,000	331,000
37	NGA LHOKSUKON BRT	2,040,000	442,000	2,361,000	371,000	321,000	-	321,000
38	KEUTAPANG	2,031,000	442,000	2,176,000	630,000	145,000	188,000	333,000
39	MATANG MUNJEE	2,027,000	442,000	2,171,000	371,000	144,000	-	144,000
40	PULO DULANG	2,028,000	442,000	2,364,000	371,000	336,000	-	336,000
41	DAYAH LB	2,134,000	622,000	2,575,000	371,000	441,000	-	441,000
42	GEUMATA	2,131,000	442,000	3,005,000	371,000	874,000	-	874,000
43	MEUREUBO	2,029,000	442,000	2,162,000	371,000	133,000	-	133,000
44	DAYAH LHOKSUKON TEUNGO	2,029,000	442,000	2,170,000	371,000	141,000	-	141,000
45	ARONGAN LT	2,029,000	442,000	2,162,000	371,000	133,000	-	133,000
46	TUHA	2,037,000	442,000	2,167,000	371,000	130,000	-	130,000
47	KRUENG	2,033,000	442,000	2,164,000	371,000	131,000	-	131,000
48	BABAH GEUDEUBANG	2,032,000	442,000	2,336,000	371,000	304,000	-	304,000
49	GRONG-GRONG	2,028,000	442,000	2,179,000	371,000	151,000	-	151,000
50	ALUE ITAM REUDEP	2,027,000	442,000	2,163,000	371,000	136,000	-	136,000
51	TEUPIN KEUBEU	2,041,000	442,000	2,177,000	371,000	136,000	-	136,000
52	NGA LHOKSUKON TGH.	2,032,000	442,000	2,169,000	371,000	137,000	-	137,000
53	MEURIA	2,027,000	442,000	2,239,000	371,000	212,000	-	212,000
54	KUMBANG	2,059,000	442,000	2,164,000	371,000	105,000	-	105,000
55	SENEUBOK DALAM	2,032,000	442,000	2,243,000	371,000	211,000	-	211,000
56	ALEU EMPOK	2,027,000	442,000	2,172,000	371,000	145,000	-	145,000
57	JOK	2,040,000	449,000	2,176,000	371,000	136,000	-	136,000
58	MANYANG	2,037,000	442,000	2,204,000	371,000	167,000	-	167,000
59	LHOK KAREUNG	2,075,000	442,000	2,162,000	371,000	87,000	-	87,000
60	COT ASAN	2,027,000	442,000	2,162,000	371,000	135,000	-	135,000
61	ALUE ABEE	2,031,000	442,000	2,165,000	371,000	134,000	-	134,000
62	BULOH	2,033,000	442,000	2,169,000	371,000	136,000	-	136,000
63	GLUMPANG	2,028,000	442,000	2,162,000	433,000	134,000	-	134,000
64	TEUNGOH LT	2,033,000	442,000	2,189,000	371,000	156,000	-	156,000
65	MATA U	2,027,000	442,000	2,417,000	371,000	390,000	-	390,000
66	MEUCAT	2,029,000	442,000	2,262,000	371,000	233,000	-	233,000
67	BUKET ME	2,028,000	442,000	2,164,000	371,000	136,000	-	136,000
68	ULEE TANOH	2,034,000	442,000	2,325,000	371,000	291,000	-	291,000
69	BUKET KREUNG	2,027,000	442,000	2,192,000	371,000	165,000	-	165,000
70	ULEE GUNONG	2,032,000	442,000	2,170,000	371,000	138,000	-	138,000
71	LHOK SEUNTANG	2,033,000	442,000	2,169,000	371,000	136,000	-	136,000
72	ALUE ITAM BAROH	2,030,000	442,000	2,169,000	371,000	139,000	-	139,000
73	MATA IE	2,033,000	442,000	2,369,000	371,000	336,000	-	336,000
74	RAWA	2,028,000	442,000	2,163,000	371,000	135,000	-	135,000
75	BUKET HAGU	2,795,000	442,000	2,248,000	468,000	-	26,000	26,000
V	MATANGKULI	100,090,000	22,637,000	108,036,000	21,635,000	7,952,000	2,493,000	10,445,000
1	KEUDE MATANGKULI	2,177,000	1,189,000	2,901,000	3,604,000	724,000	2,415,000	3,139,000
2	UDE	2,038,000	442,000	2,177,000	371,000	139,000	-	139,000
3	BLANG MATANGKULI	2,183,000	442,000	2,453,000	371,000	270,000	-	270,000
4	RAYEUK MATANGKULI	2,198,000	620,000	2,192,000	371,000	-	-	-
5	TUMPOK PERLAK	2,037,000	442,000	2,166,000	371,000	129,000	-	129,000
6	UJONG KULAM	2,027,000	442,000	2,167,000	371,000	140,000	-	140,000
7	TANJONG TEUNGU ALI	2,028,000	442,000	2,174,000	371,000	146,000	-	146,000
8	PUNTI MATANGKULI	2,061,000	442,000	2,205,000	371,000	144,000	-	144,000
9	PUNTI GLUMPANG VII	2,027,000	442,000	2,169,000	371,000	142,000	-	142,000
10	GLUMPANG VII	2,032,000	442,000	2,186,000	371,000	154,000	-	154,000
11	TEUNGOH GLUMPANG VII	2,029,000	442,000	2,182,000	371,000	153,000	-	153,000

No.	Kecamatan>Nama Desa	Rincian Bagian Hasil Pajak dan Retribusi Daerah Sesuai Peraturan Bupati Aceh Utara No 5 Tahun 2016		Rincian Realisasi Rampung Tahun Anggaran 2016		Alokasi Kurang Bayar		
		Pajak Daerah	Retribusi Daerah	Pajak Daerah	Retribusi Daerah	Pajak Daerah	Retribusi Daerah	Jumlah Bagian Hasil Pajak dan Retribusi Daerah
(1)	(2)	(3)	(4)	(5)	(6)	(7) = (5) - (3)	(8) = (6) - (4)	(9) = (7) + (8)
12	ARON GLUMPANG VII	2,037,000	442,000	2,233,000	371,000	196,000	-	196,000
13	MATANG MENYE	2,028,000	442,000	2,164,000	371,000	136,000	-	136,000
14	PARANG SIKUREUNG	2,056,000	442,000	2,271,000	520,000	215,000	78,000	293,000
15	BARO	2,032,000	442,000	2,175,000	371,000	143,000	-	143,000
16	MEE	2,028,000	442,000	2,166,000	371,000	138,000	-	138,000
17	TANJONG BABAH KRUENG	2,029,000	442,000	2,170,000	371,000	141,000	-	141,000
18	RAYEUK GLANGLONG	2,040,000	442,000	2,164,000	371,000	124,000	-	124,000
19	TEUPIN KEUBUE	2,035,000	442,000	2,176,000	371,000	141,000	-	141,000
20	TRIENG TEUPIN KEUBUE	2,031,000	442,000	2,167,000	371,000	136,000	-	136,000
21	MATANG ME	2,035,000	442,000	2,167,000	371,000	132,000	-	132,000
22	JEUMPA GLUMPANG VII	2,043,000	442,000	2,170,000	371,000	127,000	-	127,000
23	TUMPOK BARAT	2,035,000	442,000	2,174,000	371,000	139,000	-	139,000
24	MEURIYA MATANGKULI	2,039,000	448,000	2,239,000	445,000	200,000	-	200,000
25	HAGU	2,058,000	442,000	2,164,000	371,000	106,000	-	106,000
26	ALUE THO	2,043,000	442,000	2,180,000	371,000	137,000	-	137,000
27	CEUBREUK PIRAK	2,031,000	442,000	2,165,000	371,000	134,000	-	134,000
28	RAYEUK PIRAK	2,033,000	442,000	2,171,000	371,000	138,000	-	138,000
29	ARON PIRAK	2,029,000	454,000	2,209,000	371,000	180,000	-	180,000
30	LAWANG	2,029,000	464,000	2,167,000	371,000	138,000	-	138,000
31	TANJONG HAJI MUDA	2,027,000	442,000	2,163,000	371,000	136,000	-	136,000
32	SIREN	2,036,000	442,000	2,164,000	371,000	128,000	-	128,000
33	MUNYE PIRAK	2,027,000	442,000	2,162,000	371,000	135,000	-	135,000
34	BEURINGIN	2,033,000	442,000	2,174,000	371,000	141,000	-	141,000
35	TEUNGOH PIRAK	2,027,000	442,000	2,163,000	371,000	136,000	-	136,000
36	MESJID PIRAK	2,028,000	442,000	2,172,000	371,000	144,000	-	144,000
37	MATANG PEUSANGAN	2,032,000	442,000	2,169,000	371,000	137,000	-	137,000
38	PANTEE PIRAK	2,032,000	442,000	2,171,000	371,000	139,000	-	139,000
39	LEUBOK	2,028,000	442,000	2,162,000	371,000	134,000	-	134,000
40	BLANG KUTA	2,031,000	456,000	2,559,000	371,000	528,000	-	528,000
41	BLANG SUPENG	2,027,000	442,000	2,168,000	371,000	141,000	-	141,000
42	BEURANCAN PIRAK	2,030,000	442,000	2,172,000	371,000	142,000	-	142,000
43	ALUE ENTOK	2,028,000	442,000	2,168,000	371,000	140,000	-	140,000
44	TJ. TEUNGKU KARI	2,028,000	442,000	2,163,000	371,000	135,000	-	135,000
45	TEUNGOH SEULEUMAK	2,028,000	442,000	2,167,000	371,000	139,000	-	139,000
46	SEURIWEUK	2,033,000	442,000	2,175,000	371,000	142,000	-	142,000
47	DAYAH BARO	2,027,000	442,000	2,162,000	371,000	135,000	-	135,000
48	KUNYET MULE	2,030,000	442,000	2,171,000	371,000	141,000	-	141,000
49	TUTONG	2,030,000	442,000	2,167,000	371,000	137,000	-	137,000
VI	MUARA BATU	50,682,000	13,562,000	60,371,000	32,712,000	9,689,000	20,362,000	30,051,000
1	KEUDE MANE	2,077,000	3,168,000	2,408,000	3,792,000	331,000	624,000	955,000
2	MEUNASAH DRANG	2,049,000	442,000	2,273,000	371,000	224,000	-	224,000
3	MEUNASAH BARO	2,083,000	538,000	2,328,000	371,000	245,000	-	245,000
4	MEUNASAH LHOK	2,114,000	442,000	2,210,000	371,000	96,000	-	96,000
5	COT SEURANI	2,250,000	464,000	3,159,000	662,000	909,000	198,000	1,107,000
6	MANE TUNONG	3,239,000	453,000	5,324,000	10,988,000	2,085,000	10,535,000	12,620,000
7	KUALA DEWA	2,033,000	442,000	2,196,000	371,000	163,000	-	163,000
8	MEUNASAH PINTO	2,070,000	442,000	2,220,000	371,000	150,000	-	150,000
9	KEUDE BUNGKAIH	2,051,000	442,000	2,543,000	802,000	492,000	360,000	852,000
10	KAMBAM	2,039,000	442,000	2,179,000	371,000	140,000	-	140,000
11	MEUNASAH ARON	2,048,000	442,000	4,918,000	371,000	2,870,000	-	2,870,000
12	COT TRUENG	2,040,000	453,000	2,217,000	445,000	177,000	-	177,000
13	DAKUTA	2,073,000	442,000	2,192,000	371,000	119,000	-	119,000
14	PALOH AWE	2,059,000	452,000	2,175,000	371,000	116,000	-	116,000
15	TANOAH ANOE	2,028,000	442,000	2,178,000	371,000	150,000	-	150,000
16	PANTE GURAH	2,101,000	442,000	2,264,000	371,000	163,000	-	163,000
17	TEUPIN BANJA	2,029,000	442,000	2,171,000	385,000	142,000	-	142,000
18	TEUMPOK BEURANDANG	2,043,000	442,000	2,220,000	429,000	177,000	-	177,000
19	PALOH RAYA	2,032,000	442,000	2,204,000	371,000	172,000	-	172,000
20	PANIGAH	2,029,000	442,000	2,166,000	371,000	137,000	-	137,000
21	ULEE MADON	2,036,000	458,000	2,229,000	829,000	193,000	371,000	564,000
22	RELEUT TIMU	2,048,000	442,000	2,223,000	371,000	175,000	-	175,000
23	RELEUT BARAT	2,054,000	442,000	2,180,000	408,000	126,000	-	126,000
24	PINTO MAKMUR	2,057,000	504,000	2,194,000	8,778,000	137,000	8,274,000	8,411,000
VII	MEURAH MULIA	101,489,000	22,872,000	108,440,000	19,492,000	6,951,000	64,000	7,015,000
1	DAYAH BLUEK	2,031,000	442,000	2,168,000	371,000	137,000	-	137,000
2	MESJID BLUEK	2,030,000	442,000	2,166,000	371,000	136,000	-	136,000
3	MEURIA BLUEK	2,029,000	442,000	2,168,000	371,000	139,000	-	139,000
4	RHENG BLUEK	2,029,000	464,000	2,174,000	371,000	145,000	-	145,000
5	PULO BLUEK	2,027,000	442,000	2,162,000	371,000	135,000	-	135,000
6	RANGKILEH	2,029,000	442,000	2,185,000	371,000	156,000	-	156,000

No.	Kecamatan>Nama Desa	Rincian Bagian Hasil Pajak dan Retribusi Daerah Sesuai Peraturan Bupati Aceh Utara No 5 Tahun 2016		Rincian Realisasi Rampung Tahun Anggaran 2016		Alokasi Kurang Bayar		
		Pajak Daerah	Retribusi Daerah	Pajak Daerah	Retribusi Daerah	Pajak Daerah	Retribusi Daerah	Jumlah Bagian Hasil Pajak dan Retribusi Daerah
(1)	(2)	(3)	(4)	(5)	(6)	(7) = (5) - (3)	(8) = (6) - (4)	(9) = (7) + (8)
7	RAYEUK MATANG	2,028,000	442,000	2,220,000	371,000	192,000	-	192,000
8	ULEE MEURIA	2,036,000	442,000	2,176,000	371,000	140,000	-	140,000
9	TANJONG	2,028,000	442,000	2,187,000	371,000	159,000	-	159,000
10	KEUDE KARIENG	2,031,000	442,000	2,175,000	371,000	144,000	-	144,000
11	MANYANG	2,028,000	442,000	2,171,000	371,000	143,000	-	143,000
12	ULEE CEUBREK	2,030,000	442,000	2,168,000	371,000	138,000	-	138,000
13	TUMPOK TEUNGKU	2,027,000	442,000	2,162,000	371,000	135,000	-	135,000
14	GEULUMPANG	2,027,000	442,000	2,165,000	371,000	138,000	-	138,000
15	REUDEUP	2,032,000	442,000	2,169,000	371,000	137,000	-	137,000
16	BARAT PAYA ITEK	2,028,000	442,000	2,163,000	371,000	135,000	-	135,000
17	PAYA KAMBUK	2,027,000	442,000	2,167,000	371,000	140,000	-	140,000
18	PAYA BILI	2,029,000	442,000	2,165,000	371,000	136,000	-	136,000
19	MEE	2,028,000	442,000	2,165,000	371,000	137,000	-	137,000
20	NGA	2,027,000	442,000	2,164,000	371,000	137,000	-	137,000
21	UBIT PAYA ITEK	2,028,000	442,000	2,164,000	371,000	136,000	-	136,000
22	RAYEUK PAYA ITEK	2,027,000	442,000	2,186,000	371,000	159,000	-	159,000
23	BLANG CUT	2,027,000	442,000	2,164,000	371,000	137,000	-	137,000
24	KEH	2,029,000	442,000	2,163,000	371,000	134,000	-	134,000
25	KUMBANG	2,034,000	442,000	2,177,000	371,000	143,000	-	143,000
26	PRI KEUTAPANG	2,028,000	442,000	2,163,000	371,000	135,000	-	135,000
27	MESJID	2,027,000	442,000	2,169,000	371,000	142,000	-	142,000
28	TEUNGOH REUBA	2,027,000	442,000	2,162,000	371,000	135,000	-	135,000
29	BLANG REUMA	2,027,000	442,000	2,162,000	371,000	135,000	-	135,000
30	DRIEN PUNTONG	2,027,000	442,000	2,162,000	371,000	135,000	-	135,000
31	PULO KITON	2,028,000	442,000	2,162,000	371,000	134,000	-	134,000
32	CIBREK	2,028,000	442,000	2,162,000	371,000	134,000	-	134,000
33	MEUNYE PEUT	2,028,000	442,000	2,162,000	439,000	134,000	-	134,000
34	BEURINGEN	2,033,000	471,000	2,177,000	371,000	144,000	-	144,000
35	NIBONG	2,034,000	449,000	2,168,000	371,000	134,000	-	134,000
36	TUALANG	2,027,000	442,000	2,162,000	371,000	135,000	-	135,000
37	PULO DRIEN BEUKAH	2,027,000	442,000	2,162,000	371,000	135,000	-	135,000
38	TEUNGOH K. BATEE	2,027,000	442,000	2,167,000	371,000	140,000	-	140,000
39	UJUNG KUTA BATEE	2,057,000	442,000	2,162,000	371,000	105,000	-	105,000
40	PULO BLANG	2,029,000	442,000	2,198,000	371,000	169,000	-	169,000
41	LEUBEUK TUWE	2,027,000	442,000	2,162,000	371,000	135,000	-	135,000
42	BAROH KUTA BATEE	2,029,000	442,000	2,168,000	371,000	139,000	-	139,000
43	GAMPONG TEUNGOH	2,030,000	442,000	2,170,000	371,000	140,000	-	140,000
44	RANTO	2,027,000	442,000	2,162,000	371,000	135,000	-	135,000
45	MEUNYE PAYONG	2,027,000	442,000	2,162,000	371,000	135,000	-	135,000
46	UJONG REUBA	2,030,000	442,000	2,162,000	396,000	132,000	-	132,000
47	PAYA SUTRA	2,027,000	442,000	2,162,000	371,000	135,000	-	135,000
48	BARE BLANG	2,029,000	442,000	2,170,000	371,000	141,000	-	141,000
49	KEUDE JUNGKA GAJAH	2,056,000	1,156,000	2,166,000	1,220,000	110,000	64,000	174,000
50	SARAMABA	2,027,000	442,000	2,162,000	371,000	135,000	-	135,000
VIII	SAMUDERA	83,419,000	21,421,000	89,009,000	30,775,000	5,866,000	12,379,000	18,245,000
1	PIE	2,028,000	442,000	2,177,000	371,000	149,000	-	149,000
2	ASAN	2,081,000	442,000	2,218,000	371,000	137,000	-	137,000
3	MURONG	2,032,000	442,000	2,171,000	371,000	139,000	-	139,000
4	BLANG KABU	2,032,000	442,000	2,180,000	371,000	148,000	-	148,000
5	MANCANG	2,673,000	456,000	2,397,000	619,000	-	163,000	163,000
6	KEUDE GEUDONG	2,663,000	3,581,000	2,672,000	13,588,000	9,000	10,007,000	10,016,000
7	BLANG PEURIA	2,646,000	458,000	3,338,000	2,324,000	692,000	1,866,000	2,558,000
8	TEUPIN ARA	2,027,000	550,000	2,201,000	371,000	174,000	-	174,000
9	TEUPIN BEULANGAN	2,057,000	442,000	2,166,000	371,000	109,000	-	109,000
10	KR. BARO LANGKAHAN	2,028,000	442,000	2,163,000	371,000	135,000	-	135,000
11	PUSONG	2,048,000	464,000	2,169,000	565,000	121,000	101,000	222,000
12	TANJONG KLENG	2,029,000	442,000	2,162,000	371,000	133,000	-	133,000
13	GAMPONG BARO	2,027,000	442,000	2,205,000	371,000	178,000	-	178,000
14	BEURINGEN	2,030,000	442,000	2,180,000	371,000	150,000	-	150,000
15	KUTA KRUENG	2,033,000	442,000	2,162,000	371,000	129,000	-	129,000
16	KUTA GLUMPANG	2,109,000	442,000	2,173,000	371,000	64,000	-	64,000
17	MEUCAT	2,034,000	442,000	2,213,000	371,000	179,000	-	179,000
18	KRUENG BARO BM	2,027,000	442,000	2,186,000	371,000	159,000	-	159,000
19	UJONG	2,039,000	832,000	2,186,000	371,000	147,000	-	147,000
20	MESJID	2,034,000	442,000	2,176,000	371,000	142,000	-	142,000
21	TEUNGOH	2,030,000	442,000	2,177,000	371,000	147,000	-	147,000
22	KEUDE BLANG MEE PK	2,029,000	442,000	2,162,000	371,000	133,000	-	133,000
23	PUUK	2,030,000	442,000	2,169,000	371,000	139,000	-	139,000
24	LANCANG	2,027,000	442,000	2,166,000	371,000	139,000	-	139,000
25	MATANG ULIM	2,029,000	448,000	2,183,000	371,000	154,000	-	154,000

No.	Kecamatan>Nama Desa	Rincian Bagian Hasil Pajak dan Retribusi Daerah Sesuai Peraturan Bupati Aceh Utara No 5 Tahun 2016		Rincian Realisasi Rampung Tahun Anggaran 2016		Alokasi Kurang Bayar		
		Pajak Daerah	Retribusi Daerah	Pajak Daerah	Retribusi Daerah	Pajak Daerah	Retribusi Daerah	Jumlah Bagian Hasil Pajak dan Retribusi Daerah
(1)	(2)	(3)	(4)	(5)	(6)	(7) = (5) - (3)	(8) = (6) - (4)	(9) = (7) + (8)
26	SAWANG	2,031,000	442,000	2,183,000	371,000	152,000	-	152,000
27	LAGA BARO	2,041,000	442,000	2,189,000	371,000	148,000	-	148,000
28	PULO	2,027,000	442,000	2,195,000	371,000	168,000	-	168,000
29	MATANG TUNONG	2,069,000	442,000	2,185,000	371,000	116,000	-	116,000
30	MATANG PUNTONG	2,039,000	452,000	2,200,000	371,000	161,000	-	161,000
31	BLANG NIBONG	2,037,000	442,000	2,179,000	371,000	142,000	-	142,000
32	TANJONG BAROH	2,045,000	442,000	2,162,000	371,000	117,000	-	117,000
33	TANJONG HAGU	2,030,000	442,000	2,168,000	371,000	138,000	-	138,000
34	TANJONG RENGKAM	2,029,000	442,000	2,162,000	371,000	133,000	-	133,000
35	TANJONG MESJID	2,084,000	452,000	2,210,000	694,000	126,000	242,000	368,000
36	PAYA TERBANG	2,050,000	442,000	2,162,000	371,000	112,000	-	112,000
37	MADAN	2,031,000	442,000	2,166,000	371,000	135,000	-	135,000
38	TANJONG AWE	2,027,000	442,000	2,163,000	371,000	136,000	-	136,000
39	KITOU	2,027,000	442,000	2,166,000	371,000	139,000	-	139,000
40	KRUENG MATEE	2,030,000	468,000	2,167,000	371,000	137,000	-	137,000
IX	SEUNUDDON	67,583,000	14,783,000	76,410,000	14,529,000	8,827,000	1,956,000	10,783,000
1	TANJONG PINENG	2,034,000	537,000	2,187,000	371,000	153,000	-	153,000
2	MERBO PUNTONG	2,157,000	442,000	2,437,000	371,000	280,000	-	280,000
3	MANE KAWAN	2,036,000	442,000	2,589,000	1,420,000	553,000	978,000	1,531,000
4	ALUE BAREUH	2,033,000	442,000	2,310,000	371,000	277,000	-	277,000
5	KEUDE SIMPANG JLN	2,148,000	442,000	2,186,000	880,000	38,000	438,000	476,000
6	BLANG PHA	2,073,000	442,000	2,243,000	371,000	170,000	-	170,000
7	ALUE KIRAN	2,028,000	442,000	2,277,000	371,000	249,000	-	249,000
8	BLANG TUE	2,028,000	442,000	2,460,000	371,000	432,000	-	432,000
9	COT KAFIRATON	2,028,000	442,000	2,319,000	371,000	291,000	-	291,000
10	TANJONG DAMA	2,038,000	442,000	2,330,000	371,000	292,000	-	292,000
11	PAYA DUA URAM	2,029,000	442,000	2,186,000	371,000	157,000	-	157,000
12	PAYA DUA UJONG	2,028,000	442,000	2,324,000	371,000	296,000	-	296,000
13	ALUE CAPLI	2,030,000	442,000	2,349,000	408,000	319,000	-	319,000
14	SIMPANG PEUT	2,054,000	442,000	2,278,000	371,000	224,000	-	224,000
15	MEUNASAH SAGOE	2,030,000	442,000	2,564,000	371,000	534,000	-	534,000
16	MATANG PUNTONG	2,029,000	442,000	2,180,000	371,000	151,000	-	151,000
17	MATANG PANYANG	2,065,000	442,000	2,551,000	371,000	486,000	-	486,000
18	COT PATISAH	2,033,000	442,000	2,307,000	371,000	274,000	-	274,000
19	COT TRUENG	2,043,000	464,000	2,381,000	371,000	338,000	-	338,000
20	DARUL AMAN	2,027,000	442,000	2,176,000	371,000	149,000	-	149,000
21	MATANG JEULIKAT	2,037,000	442,000	2,388,000	371,000	351,000	-	351,000
22	LHOK PUUK	2,033,000	442,000	2,309,000	371,000	276,000	-	276,000
23	ULEE RUBEK BARAT	2,035,000	442,000	2,264,000	479,000	229,000	37,000	266,000
24	ULEE RUBEK TIMU	2,037,000	442,000	2,262,000	945,000	225,000	503,000	728,000
25	BANTAYAN	2,028,000	512,000	2,186,000	371,000	158,000	-	158,000
26	TEUPIN KUYUN	2,034,000	442,000	2,355,000	371,000	321,000	-	321,000
27	MATANG LADA	2,041,000	442,000	2,359,000	371,000	318,000	-	318,000
28	ULE MATANG	2,028,000	442,000	2,501,000	371,000	473,000	-	473,000
29	MATANG KARIENG	2,028,000	442,000	2,167,000	371,000	139,000	-	139,000
30	LHOK RAMBIDENG	2,116,000	442,000	2,186,000	380,000	70,000	-	70,000
31	MATANG ANOE	2,133,000	442,000	2,318,000	371,000	185,000	-	185,000
32	LHOK GEULITUT	2,030,000	442,000	2,304,000	371,000	274,000	-	274,000
33	ULEE TITI	2,032,000	452,000	2,177,000	371,000	145,000	-	145,000
X	SYAMTALIRA ARON	70,000,000	15,124,000	77,415,000	20,658,000	7,415,000	7,426,000	14,841,000
1	KEUDE ARON	2,028,000	490,000	2,555,000	645,000	527,000	155,000	682,000
2	DAYAH ARON	2,075,000	442,000	2,313,000	371,000	238,000	-	238,000
3	MONCRANG	2,069,000	442,000	2,355,000	371,000	286,000	-	286,000
4	KANOT	2,028,000	442,000	2,182,000	371,000	154,000	-	154,000
5	MEURIA ARON	2,027,000	442,000	2,184,000	371,000	157,000	-	157,000
6	ME ARON	2,034,000	442,000	2,202,000	371,000	168,000	-	168,000
7	GLOK	2,033,000	442,000	2,169,000	371,000	136,000	-	136,000
8	CIBREK BAROH	2,041,000	442,000	2,205,000	3,327,000	164,000	2,885,000	3,049,000
9	CIBREK TUNONG	2,079,000	442,000	2,339,000	3,030,000	260,000	2,588,000	2,848,000
10	MATANG MUNYE	2,027,000	442,000	2,162,000	371,000	135,000	-	135,000
11	PANTE	2,447,000	490,000	2,755,000	500,000	308,000	10,000	318,000
12	KEUTAPANG	2,092,000	442,000	2,250,000	1,666,000	158,000	1,224,000	1,382,000
13	BLANG	2,029,000	442,000	2,165,000	371,000	136,000	-	136,000
14	TEUNGOH	2,027,000	442,000	2,165,000	371,000	138,000	-	138,000
15	TANJONG KRUENG PASE	2,027,000	442,000	2,163,000	371,000	136,000	-	136,000
16	MESJID	2,039,000	442,000	2,235,000	371,000	196,000	-	196,000
17	KEUDE TEUPIN PUNTI	2,027,000	442,000	2,242,000	371,000	215,000	-	215,000
18	KUMBANG	2,060,000	442,000	2,341,000	662,000	281,000	220,000	501,000
19	U BLANG ASAN	2,029,000	442,000	2,326,000	371,000	297,000	-	297,000
20	CALONG	2,027,000	442,000	2,361,000	371,000	334,000	-	334,000

No.	Kecamatan>Nama Desa	Rincian Bagian Hasil Pajak dan Retribusi Daerah Sesuai Peraturan Bupati Aceh Utara No 5 Tahun 2016		Rincian Realisasi Rampung Tahun Anggaran 2016		Alokasi Kurang Bayar		
		Pajak Daerah	Retribusi Daerah	Pajak Daerah	Retribusi Daerah	Pajak Daerah	Retribusi Daerah	Jumlah Bagian Hasil Pajak dan Retribusi Daerah
(1)	(2)	(3)	(4)	(5)	(6)	(7) = (5) - (3)	(8) = (6) - (4)	(9) = (7) + (8)
21	MANYANG BAROH	2,028,000	442,000	2,241,000	371,000	213,000	-	213,000
22	PEUREUPOK	2,039,000	442,000	2,396,000	396,000	357,000	-	357,000
23	ALUE GANTO	2,032,000	442,000	2,338,000	371,000	306,000	-	306,000
24	PULO BLANG ASAN	2,118,000	442,000	2,329,000	371,000	211,000	-	211,000
25	KULAM	2,028,000	442,000	2,169,000	371,000	141,000	-	141,000
26	AMPEH	2,042,000	442,000	2,186,000	371,000	144,000	-	144,000
27	DAYAH MEURIA	2,042,000	442,000	2,192,000	371,000	150,000	-	150,000
28	MAMPRE	2,027,000	442,000	2,162,000	371,000	135,000	-	135,000
29	MEUCAT	2,059,000	442,000	2,328,000	371,000	269,000	-	269,000
30	ARA	2,032,000	442,000	2,190,000	371,000	158,000	-	158,000
31	HAGU	2,039,000	442,000	2,175,000	371,000	136,000	-	136,000
32	AWE	2,090,000	442,000	2,305,000	371,000	215,000	-	215,000
33	TANJONG MEULING	2,050,000	442,000	2,191,000	371,000	141,000	-	141,000
34	DAYA TEUNGKU	2,129,000	442,000	2,544,000	786,000	415,000	344,000	759,000
XI	SYAMTALIRA BAYU	78,186,000	22,537,000	84,469,000	31,154,234	6,283,000	11,020,234	17,303,234
1	BALE	2,037,000	442,000	2,201,000	371,000	164,000	-	164,000
2	BIE	2,034,000	442,000	2,190,000	371,000	156,000	-	156,000
3	BEURANDANG	2,087,000	442,000	2,257,000	371,000	170,000	-	170,000
4	BARO KULAM GAJAH	2,075,000	463,000	2,188,000	744,000	113,000	281,000	394,000
5	GLONG	2,084,000	442,000	2,184,000	371,000	100,000	-	100,000
6	NIBONG	2,068,000	442,000	2,176,000	371,000	108,000	-	108,000
7	LANGA	2,067,000	5,462,000	2,297,000	13,340,234	230,000	7,878,234	8,108,234
8	BEUNOT	2,321,000	666,000	2,979,000	1,584,000	658,000	918,000	1,576,000
9	KEUDE BAYU	2,357,000	802,000	2,453,000	1,709,000	96,000	907,000	1,003,000
10	BLANG BAYU	2,055,000	442,000	2,260,000	371,000	205,000	-	205,000
11	DAYAH TUDA	2,041,000	442,000	2,174,000	371,000	133,000	-	133,000
12	DAYAH BARO	2,034,000	548,000	2,172,000	371,000	138,000	-	138,000
13	LANCOK	2,055,000	442,000	2,174,000	371,000	119,000	-	119,000
14	PUNTI	2,042,000	442,000	2,169,000	1,478,000	127,000	1,036,000	1,163,000
15	BUNGONG	2,028,000	442,000	2,203,000	371,000	175,000	-	175,000
16	BAROH BLANG RIMUENG	2,027,000	442,000	2,170,000	371,000	143,000	-	143,000
17	ULEE MEURIA	2,039,000	442,000	2,171,000	371,000	132,000	-	132,000
18	KAYEE PANYANG	2,036,000	442,000	2,206,000	371,000	170,000	-	170,000
19	RHENG	2,041,000	442,000	2,172,000	371,000	131,000	-	131,000
20	TRIENG MEUDURO	2,032,000	442,000	2,169,000	371,000	137,000	-	137,000
21	ULEE GAMPONG	2,031,000	442,000	2,171,000	371,000	140,000	-	140,000
22	GAROT	2,034,000	442,000	2,170,000	371,000	136,000	-	136,000
23	BLANG AWE	2,048,000	442,000	2,410,000	399,000	362,000	-	362,000
24	PULO BLANG MANGAT	2,033,000	442,000	2,174,000	371,000	141,000	-	141,000
25	CEBREK	2,031,000	442,000	2,209,000	371,000	178,000	-	178,000
26	PULO BLANG TRIENG	2,035,000	442,000	2,195,000	371,000	160,000	-	160,000
27	MEUDANG ARA	2,031,000	442,000	2,175,000	371,000	144,000	-	144,000
28	COT NEUHEUM	2,027,000	442,000	2,180,000	371,000	153,000	-	153,000
29	TUMPEUN	2,035,000	442,000	2,165,000	371,000	130,000	-	130,000
30	ALEN	2,031,000	442,000	2,171,000	371,000	140,000	-	140,000
31	DAYAH B. SEREIKUY	2,027,000	442,000	2,162,000	371,000	135,000	-	135,000
32	BLANG PATRA	2,046,000	442,000	2,171,000	371,000	125,000	-	125,000
33	BLANG MAJRON	2,035,000	442,000	2,168,000	371,000	133,000	-	133,000
34	SEUNEUBOK BARO	2,028,000	442,000	2,168,000	371,000	140,000	-	140,000
35	BUKET GLUMPANG	2,031,000	442,000	2,241,000	371,000	210,000	-	210,000
36	ALUE MAJRON	2,038,000	452,000	2,207,000	399,000	169,000	-	169,000
37	SIREN TUJOH	2,058,000	442,000	2,189,000	371,000	131,000	-	131,000
38	BLANG SERIKUY	2,027,000	442,000	2,178,000	371,000	151,000	-	151,000
XII	TANAH LUAS	116,280,000	27,570,000	125,305,000	30,932,000	9,025,000	7,204,000	16,229,000
1	PULO BLANG	2,027,000	442,000	2,162,000	371,000	135,000	-	135,000
2	MATANG BEN	2,028,000	442,000	2,175,000	371,000	147,000	-	147,000
3	MATANG CIBREK	2,027,000	442,000	2,165,000	371,000	138,000	-	138,000
4	DENG	2,027,000	442,000	2,162,000	371,000	135,000	-	135,000
5	RAWA	2,027,000	442,000	2,162,000	371,000	135,000	-	135,000
6	PUNTI PULO AGAM	2,027,000	442,000	2,162,000	371,000	135,000	-	135,000
7	ALUE PANGKAT	2,032,000	442,000	2,169,000	371,000	137,000	-	137,000
8	TEUNGOH PULO AGAM	2,027,000	442,000	2,162,000	371,000	135,000	-	135,000
9	HUENG	2,028,000	442,000	2,171,000	371,000	143,000	-	143,000
10	PULO U	2,028,000	652,000	3,369,000	4,440,000	1,341,000	3,788,000	5,129,000
11	ALUE KEUJRUEN	2,071,000	442,000	2,224,000	371,000	153,000	-	153,000
12	PAYA BERANDANG	2,030,000	622,000	2,227,000	371,000	197,000	-	197,000
13	MANYANG TUNONG	2,027,000	442,000	2,162,000	371,000	135,000	-	135,000
14	TUTONG	2,027,000	442,000	2,174,000	371,000	147,000	-	147,000
15	AMPEH	2,028,000	442,000	2,169,000	371,000	141,000	-	141,000
16	ALUE	2,034,000	442,000	2,170,000	565,000	136,000	123,000	259,000

No.	Kecamatan>Nama Desa	Rincian Bagian Hasil Pajak dan Retribusi Daerah Sesuai Peraturan Bupati Aceh Utara No 5 Tahun 2016		Rincian Realisasi Rampung Tahun Anggaran 2016		Alokasi Kurang Bayar		
		Pajak Daerah	Retribusi Daerah	Pajak Daerah	Retribusi Daerah	Pajak Daerah	Retribusi Daerah	Jumlah Bagian Hasil Pajak dan Retribusi Daerah
(1)	(2)	(3)	(4)	(5)	(6)	(7) = (5) - (3)	(8) = (6) - (4)	(9) = (7) + (8)
17	TEUNGKU DIBALEE	2,047,000	442,000	2,344,000	371,000	297,000	-	297,000
18	KEUDE BLANG JRUEN	2,094,000	2,187,000	2,320,000	4,886,000	226,000	2,699,000	2,925,000
19	BLANG JRUEN	2,097,000	676,000	2,200,000	694,000	103,000	18,000	121,000
20	UJ. BAROH BERGHANG	2,031,000	442,000	2,170,000	371,000	139,000	-	139,000
21	JEUMPA	2,027,000	442,000	2,162,000	371,000	135,000	-	135,000
22	TEUNGOH BERGHANG	2,028,000	442,000	2,167,000	371,000	139,000	-	139,000
23	PANTE	2,027,000	442,000	2,163,000	371,000	136,000	-	136,000
24	SERBA JAMAN	2,027,000	442,000	2,229,000	371,000	202,000	-	202,000
25	RAYEUK NALEUNG	2,027,000	442,000	2,168,000	371,000	141,000	-	141,000
26	RANGKAYA	2,036,000	442,000	2,180,000	371,000	144,000	-	144,000
27	PAYA	2,027,000	442,000	2,167,000	371,000	140,000	-	140,000
28	BLANG BIDOK	2,087,000	442,000	2,163,000	1,018,000	76,000	576,000	652,000
29	RAYEUK KUTA	2,040,000	442,000	2,198,000	371,000	158,000	-	158,000
30	RAYEUK MUNYE	2,201,000	442,000	2,236,000	408,000	35,000	-	35,000
31	UJONG BAROH SB	2,049,000	442,000	2,166,000	371,000	117,000	-	117,000
32	TRIENG	2,027,000	442,000	2,192,000	371,000	165,000	-	165,000
33	MANYANG	2,027,000	442,000	2,162,000	371,000	135,000	-	135,000
34	CIBREK	2,027,000	442,000	2,162,000	371,000	135,000	-	135,000
35	KEUTAPANG	2,047,000	442,000	2,162,000	371,000	115,000	-	115,000
36	MATANG MANE	2,032,000	442,000	2,178,000	371,000	146,000	-	146,000
37	ALUE GAMPONG	2,027,000	442,000	2,162,000	371,000	135,000	-	135,000
38	BAYI	2,027,000	449,000	2,175,000	371,000	148,000	-	148,000
39	TUMPOK ACEH	2,037,000	442,000	2,164,000	371,000	127,000	-	127,000
40	ULEE BUKET	2,027,000	442,000	2,162,000	371,000	135,000	-	135,000
41	COT DAH	2,034,000	442,000	2,164,000	371,000	130,000	-	130,000
42	LEUPON SIREN	2,027,000	442,000	2,162,000	371,000	135,000	-	135,000
43	BLANG TRIENG	2,027,000	442,000	2,162,000	371,000	135,000	-	135,000
44	ALUE SIJUEK	2,027,000	442,000	2,162,000	371,000	135,000	-	135,000
45	HAGU	2,027,000	442,000	2,164,000	371,000	137,000	-	137,000
46	TEUPIN ME	2,027,000	442,000	2,162,000	371,000	135,000	-	135,000
47	PLU PUKAM	2,032,000	442,000	2,162,000	371,000	130,000	-	130,000
48	BLANG PIE	2,087,000	442,000	2,162,000	371,000	75,000	-	75,000
49	PUNTI SEULEUMAK BRT.	2,027,000	442,000	2,162,000	371,000	135,000	-	135,000
50	SERBA YAMAN TUNONG	2,027,000	442,000	2,167,000	371,000	140,000	-	140,000
51	LEUHONG	2,027,000	442,000	2,162,000	371,000	135,000	-	135,000
52	BLANG	2,107,000	442,000	2,165,000	371,000	58,000	-	58,000
53	TANJONG MESJID	2,027,000	442,000	2,162,000	371,000	135,000	-	135,000
54	SERBA YAMAN BAROH	2,027,000	442,000	2,164,000	371,000	137,000	-	137,000
55	COT BARAT	2,028,000	442,000	2,162,000	371,000	134,000	-	134,000
56	MATANG BALOI	2,027,000	442,000	2,162,000	371,000	135,000	-	135,000
57	BUKET MAKARTI	2,077,000	442,000	2,162,000	371,000	85,000	-	85,000
X	TANAH PASIR	37,024,000	8,129,000	39,649,000	7,875,000	2,625,000	1,028,000	3,653,000
1	ALUE	2,051,000	442,000	2,200,000	371,000	149,000	-	149,000
2	ME MATANG PANYANG	2,076,000	442,000	2,235,000	371,000	159,000	-	159,000
3	BLANG	2,058,000	442,000	2,163,000	371,000	105,000	-	105,000
4	PALOH	2,075,000	442,000	2,172,000	371,000	97,000	-	97,000
5	KEUDE MATANG PYG	2,036,000	442,000	2,333,000	856,000	297,000	414,000	711,000
6	GAMPONG PANDE	2,075,000	475,000	2,166,000	371,000	91,000	-	91,000
7	MATANG RANUP LASEH	2,038,000	442,000	2,183,000	371,000	145,000	-	145,000
8	CANGGUEK	2,058,000	442,000	2,223,000	371,000	165,000	-	165,000
9	KUMBANG	2,054,000	442,000	2,205,000	371,000	151,000	-	151,000
10	PREY	2,088,000	442,000	2,268,000	371,000	180,000	-	180,000
11	KEUTAPANG	2,027,000	442,000	2,181,000	371,000	154,000	-	154,000
12	KEUDE JRAT MANYANG	2,041,000	526,000	2,183,000	371,000	142,000	-	142,000
13	TEUPIN GAPEUH	2,050,000	471,000	2,166,000	371,000	116,000	-	116,000
14	CIBREK	2,027,000	442,000	2,174,000	371,000	147,000	-	147,000
15	ME MEUREUBO	2,069,000	442,000	2,163,000	371,000	94,000	-	94,000
16	ULEE TANOH	2,085,000	469,000	2,308,000	1,083,000	223,000	614,000	837,000
17	MATANG JANENG	2,079,000	442,000	2,164,000	371,000	85,000	-	85,000
18	KUALA KEUREUTEU BARAT	2,037,000	442,000	2,162,000	371,000	125,000	-	125,000
XIV	T. JAMBO AYE	100,628,000	40,851,000	113,290,000	64,425,000	12,796,000	27,087,000	39,883,000
1	TEUPIN GAJAH	2,196,000	450,000	2,220,000	371,000	24,000	-	24,000
2	GLUMPANG UMPONG UNOU	2,098,000	442,000	2,218,000	371,000	120,000	-	120,000
3	RANTO PANYANG	2,032,000	442,000	2,174,000	371,000	142,000	-	142,000
4	SEUNEUBOK D	2,030,000	442,000	2,169,000	371,000	139,000	-	139,000
5	MEUNASAH GEUDONG	2,029,000	442,000	2,225,000	371,000	196,000	-	196,000
6	MEUNASAH MERBO	2,037,000	442,000	2,174,000	371,000	137,000	-	137,000
7	TANJONG MEUNYE	2,038,000	1,040,000	2,186,000	371,000	148,000	-	148,000
8	MATANG JURONG	2,045,000	442,000	2,168,000	371,000	123,000	-	123,000
9	TANJONG DALAM UTARA	2,036,000	442,000	2,177,000	371,000	141,000	-	141,000




No.	Kecamatan>Nama Desa	Rincian Bagian Hasil Pajak dan Retribusi Daerah Sesuai Peraturan Bupati Aceh Utara No 5 Tahun 2016		Rincian Realisasi Rampung Tahun Anggaran 2016		Alokasi Kurang Bayar		
		Pajak Daerah	Retribusi Daerah	Pajak Daerah	Retribusi Daerah	Pajak Daerah	Retribusi Daerah	Jumlah Bagian Hasil Pajak dan Retribusi Daerah
(1)	(2)	(3)	(4)	(5)	(6)	(7) = (5) - (3)	(8) = (6) - (4)	(9) = (7) + (8)
10	MEUNASAH DAYAH	2,031,000	442,000	2,173,000	445,000	142,000	3,000	145,000
11	SEUNEUBOK PIDIE	2,035,000	442,000	2,213,000	371,000	178,000	-	178,000
12	TANJONG MENUANG	2,030,000	442,000	2,183,000	371,000	153,000	-	153,000
13	MATANG TEUNGOH-TEUNGO	2,028,000	442,000	2,171,000	371,000	143,000	-	143,000
14	LHOK REUDEUP	2,036,000	442,000	2,181,000	371,000	145,000	-	145,000
15	LHOK MERBO	2,039,000	442,000	2,181,000	371,000	142,000	-	142,000
16	TANJONG ARA	2,043,000	442,000	2,289,000	486,000	246,000	44,000	290,000
17	ALUE IE MIRAH	2,062,000	442,000	2,238,000	371,000	176,000	-	176,000
18	TANJONG PUNTI	2,027,000	442,000	2,162,000	371,000	135,000	-	135,000
19	BUKIT ALUE PUTEH	2,029,000	442,000	2,182,000	371,000	153,000	-	153,000
20	BUKET JRAT MANYANG	2,080,000	442,000	2,274,000	371,000	194,000	-	194,000
21	MATANG MANEH	2,046,000	490,000	2,178,000	371,000	132,000	-	132,000
22	PUCOK ALUE	2,028,000	442,000	2,165,000	371,000	137,000	-	137,000
23	MATANG SERDANG	2,078,000	442,000	2,256,000	371,000	178,000	-	178,000
24	MATANG SANTOT	2,028,000	442,000	2,178,000	371,000	150,000	-	150,000
25	BUKET PADANG	2,029,000	442,000	2,172,000	371,000	143,000	-	143,000
26	MATANG SEUKE PULOT	2,032,000	442,000	2,165,000	371,000	133,000	-	133,000
27	LHOK BEURINGIN	2,028,000	442,000	2,167,000	371,000	139,000	-	139,000
28	LUENG TUHA	2,031,000	442,000	2,170,000	371,000	139,000	-	139,000
29	MATANG RAYA	2,027,000	442,000	2,164,000	371,000	137,000	-	137,000
30	TANJONG CENGAI	2,057,000	466,000	2,235,000	371,000	178,000	-	178,000
31	TEUPIN BAYU	2,067,000	490,000	2,327,000	371,000	260,000	-	260,000
32	MEUNASAH PANTON LABU	2,789,000	442,000	2,655,000	650,000	-	208,000	208,000
33	KOTA PANTON LABU	4,780,000	19,235,000	7,841,000	33,002,000	3,061,000	13,767,000	16,828,000
34	RAWANG ITEK	2,435,000	496,000	3,742,000	1,553,000	1,307,000	1,057,000	2,364,000
35	SAMA KUROK	2,259,000	730,000	2,602,000	5,288,000	343,000	4,558,000	4,901,000
36	BIARA BARAT	2,041,000	442,000	2,191,000	371,000	150,000	-	150,000
37	BIARA TIMUR	2,037,000	442,000	2,187,000	371,000	150,000	-	150,000
38	MATANG DRIEN	2,041,000	442,000	2,190,000	371,000	149,000	-	149,000
39	CEUMPEUDAK	2,412,000	658,000	4,099,000	8,108,000	1,687,000	7,450,000	9,137,000
40	ALUE PAPEUN	2,044,000	442,000	2,394,000	424,000	350,000	-	350,000
41	LHOK BINTANG HU	2,039,000	442,000	2,178,000	371,000	139,000	-	139,000
42	BIRAM RAYEUK	2,029,000	442,000	2,174,000	371,000	145,000	-	145,000
43	COT BIEK	2,086,000	442,000	2,192,000	371,000	106,000	-	106,000
44	MATANG ARONGAN	2,030,000	442,000	2,163,000	371,000	133,000	-	133,000
45	BIRAM CUT	2,033,000	442,000	2,178,000	371,000	145,000	-	145,000
46	BUKET BATEE BADAN	2,032,000	442,000	2,178,000	371,000	146,000	-	146,000
47	ULEE GLEE	2,109,000	442,000	2,191,000	371,000	82,000	-	82,000
XV	SAWANG	81,724,000	17,931,000	89,958,000	17,654,000	8,377,000	2,197,000	10,574,000
1	LAGANG	2,032,000	442,000	2,169,000	371,000	137,000	-	137,000
2	ABEUK REULING	2,027,000	442,000	2,164,000	371,000	137,000	-	137,000
3	LHOK KREK	2,027,000	442,000	2,169,000	371,000	142,000	-	142,000
4	LHOK MERBO	2,029,000	442,000	2,165,000	371,000	136,000	-	136,000
5	GLE DAGANG	2,037,000	442,000	2,184,000	371,000	147,000	-	147,000
6	KUTA MEULIGOE	2,031,000	460,000	2,187,000	435,000	156,000	-	156,000
7	GAMPONG TEUNGOH	2,073,000	442,000	2,206,000	436,000	133,000	-	133,000
8	BABAH BULOH	2,027,000	442,000	2,182,000	371,000	155,000	-	155,000
9	MEUNASAH PULO	2,028,000	442,000	2,185,000	371,000	157,000	-	157,000
10	PUNTEUT	2,027,000	442,000	2,164,000	371,000	137,000	-	137,000
11	PANTE JALOH	2,077,000	464,000	2,162,000	371,000	85,000	-	85,000
12	LHOK KUYUN	2,031,000	442,000	2,176,000	455,000	145,000	13,000	158,000
13	BLANG REULING	2,030,000	471,000	2,168,000	371,000	138,000	-	138,000
14	LHOK GAJAH	2,028,000	442,000	2,164,000	371,000	136,000	-	136,000
15	TEUPIN REUSEB	2,027,000	442,000	2,177,000	371,000	150,000	-	150,000
16	ULEE GEUDONG	2,030,000	442,000	2,199,000	371,000	169,000	-	169,000
17	TANJONG KEUMALA	2,028,000	442,000	2,174,000	371,000	146,000	-	146,000
18	COT KEUMUNENG	2,027,000	442,000	2,177,000	371,000	150,000	-	150,000
19	COT LAMBIDENG	2,029,000	442,000	2,194,000	371,000	165,000	-	165,000
20	PAYA GABOH	2,030,000	442,000	2,222,000	445,000	192,000	3,000	195,000
21	PAYA RABO LHOK	2,047,000	442,000	2,205,000	371,000	158,000	-	158,000
22	PAYA RABO TIMU	2,027,000	442,000	2,162,000	371,000	135,000	-	135,000
23	LANCOK	2,027,000	442,000	2,162,000	371,000	135,000	-	135,000
24	RAMBONG PAYONG	2,029,000	442,000	2,165,000	371,000	136,000	-	136,000
25	LHOK BAYU	2,027,000	442,000	2,162,000	371,000	135,000	-	135,000
26	KRUENG BARO	2,027,000	442,000	2,163,000	371,000	136,000	-	136,000
27	BABAH KRUENG	2,028,000	442,000	2,188,000	1,102,000	160,000	660,000	820,000
28	JURONG	2,031,000	442,000	2,176,000	371,000	145,000	-	145,000
29	BLANG MANYAK	2,027,000	442,000	2,176,000	371,000	149,000	-	149,000
30	LHOK JOK	2,308,000	465,000	2,165,000	759,000	-	294,000	294,000
31	BLANG TEURAKAN	2,028,000	636,000	2,166,000	417,000	138,000	-	138,000



No.	Kecamatan>Nama Desa	Rincian Bagian Hasil Pajak dan Retribusi Daerah Sesuai Peraturan Bupati Aceh Utara No 5 Tahun 2016		Rincian Realisasi Rampung Tahun Anggaran 2016		Alokasi Kurang Bayar		
		Pajak Daerah	Retribusi Daerah	Pajak Daerah	Retribusi Daerah	Pajak Daerah	Retribusi Daerah	Jumlah Bagian Hasil Pajak dan Retribusi Daerah
(1)	(2)	(3)	(4)	(5)	(6)	(7) = (5) - (3)	(8) = (6) - (4)	(9) = (7) + (8)
32	SAWANG	4,187,000	849,000	7,125,000	2,076,000	2,938,000	1,227,000	4,165,000
33	RISEH BAROH	2,027,000	442,000	2,162,000	371,000	135,000	-	135,000
34	RISEH TEUNGOH	2,028,000	442,000	2,165,000	371,000	137,000	-	137,000
35	RISEH TUNONG	2,048,000	442,000	2,248,000	371,000	200,000	-	200,000
36	GUNCI	2,030,000	442,000	2,291,000	399,000	261,000	-	261,000
37	KUBU	2,027,000	442,000	2,164,000	371,000	137,000	-	137,000
38	BLANG CUT	2,068,000	442,000	2,162,000	371,000	94,000	-	94,000
39	LHOK CUT	2,028,000	442,000	2,163,000	371,000	135,000	-	135,000
XVI	NISAM	58,855,000	13,048,000	63,076,000	13,253,000	4,221,000	2,158,000	6,379,000
1	PALOH MAMBU	2,027,000	639,000	2,162,000	371,000	135,000	-	135,000
2	BLANG KARIENG	2,028,000	442,000	2,213,000	371,000	185,000	-	185,000
3	PALOH KAYEE KUNYET	2,027,000	442,000	2,193,000	371,000	166,000	-	166,000
4	GAMPONG BARAT	2,034,000	442,000	2,178,000	371,000	144,000	-	144,000
5	MEUNASAH BEUNOT	2,027,000	442,000	2,162,000	371,000	135,000	-	135,000
6	SEUNEUBOK	2,027,000	442,000	2,162,000	371,000	135,000	-	135,000
7	COT LEUPEE	2,030,000	442,000	2,162,000	371,000	132,000	-	132,000
8	GAMPONG TEUNGOH	2,046,000	442,000	2,181,000	371,000	135,000	-	135,000
9	MEUNASAH MEUCAT	2,062,000	442,000	2,250,000	2,354,000	188,000	1,912,000	2,100,000
10	MEUNASAH ALUE	2,028,000	442,000	2,200,000	371,000	172,000	-	172,000
11	PANTON	2,028,000	442,000	2,164,000	371,000	136,000	-	136,000
12	PALOH MAMPRE	2,028,000	442,000	2,197,000	386,000	169,000	-	169,000
13	PEUNAYAN	2,027,000	442,000	2,163,000	371,000	136,000	-	136,000
14	TINGKEUM	2,027,000	442,000	2,163,000	371,000	136,000	-	136,000
15	MEUNASAH RAYEUK	2,027,000	442,000	2,162,000	445,000	135,000	3,000	138,000
16	MEUNASAH CUT	2,027,000	442,000	2,162,000	371,000	135,000	-	135,000
17	JEULIKAT	2,027,000	442,000	2,162,000	371,000	135,000	-	135,000
18	ALUE BILIE	2,027,000	442,000	2,162,000	371,000	135,000	-	135,000
19	COT MAMBONG	2,027,000	464,000	2,168,000	483,000	141,000	19,000	160,000
20	BLANG D. GEUNTENG	2,029,000	442,000	2,195,000	371,000	166,000	-	166,000
21	B. DALAM TUNONG	2,027,000	442,000	2,180,000	371,000	153,000	-	153,000
22	B. DALAM BAROH	2,027,000	442,000	2,186,000	371,000	159,000	-	159,000
23	COT MEE	2,027,000	442,000	2,162,000	371,000	135,000	-	135,000
24	COT EUNTONG	2,027,000	442,000	2,163,000	371,000	136,000	-	136,000
25	BLANG CROK	2,027,000	442,000	2,162,000	371,000	135,000	-	135,000
26	MEUNASAH KRUENG	2,027,000	442,000	2,165,000	666,000	138,000	224,000	362,000
27	BINJEE	2,027,000	453,000	2,167,000	386,000	140,000	-	140,000
28	KEUTAPANG	2,029,000	442,000	2,168,000	371,000	139,000	-	139,000
29	ULEE BLANG	2,027,000	442,000	2,162,000	371,000	135,000	-	135,000
XVII	COT GIREK	49,215,000	11,585,000	54,745,000	11,187,000	5,530,000	1,457,000	6,987,000
1	COT GIREK	2,041,000	1,366,000	2,660,000	997,000	619,000	-	619,000
2	MEUREBO	2,027,000	442,000	2,176,000	371,000	149,000	-	149,000
3	KAMPUNG BANTAN	2,032,000	442,000	2,179,000	371,000	147,000	-	147,000
4	ALUE SEUMAMBU	2,107,000	442,000	2,239,000	408,000	132,000	-	132,000
5	ULEE GAMPONG	2,028,000	442,000	2,184,000	371,000	156,000	-	156,000
6	BATU XII	2,287,000	453,000	3,135,000	1,447,000	848,000	994,000	1,842,000
7	KAMPUNG TEMPEL	2,112,000	442,000	2,353,000	371,000	241,000	-	241,000
8	ALUE LEUHOB	2,035,000	452,000	2,774,000	915,000	739,000	463,000	1,202,000
9	SEUNEUBOK BARO	2,038,000	442,000	2,162,000	371,000	124,000	-	124,000
10	ALUE DRIEN LS	2,029,000	442,000	2,227,000	371,000	198,000	-	198,000
11	CEUMPEUDAK	2,028,000	442,000	2,164,000	371,000	136,000	-	136,000
12	MATANG TEUNGOH L	2,048,000	442,000	2,212,000	371,000	164,000	-	164,000
13	PUCOK ALUE	2,029,000	442,000	2,191,000	371,000	162,000	-	162,000
14	U BARO.	2,027,000	474,000	2,192,000	371,000	165,000	-	165,000
15	TRIENG LHOKSUKON SLT	2,027,000	442,000	2,251,000	371,000	224,000	-	224,000
16	LHOK REUHAT	2,031,000	442,000	2,186,000	371,000	155,000	-	155,000
17	LUENG BARO	2,027,000	442,000	2,162,000	371,000	135,000	-	135,000
18	JEULIKAT	2,039,000	442,000	2,162,000	371,000	123,000	-	123,000
19	ARA LKOKSUKON SLT	2,033,000	442,000	2,168,000	371,000	135,000	-	135,000
20	BEURANDANG DAYAH	2,082,000	442,000	2,253,000	371,000	171,000	-	171,000
21	BEURANDANG KRUENG	2,027,000	442,000	2,184,000	371,000	157,000	-	157,000
22	SEUPENG	2,027,000	442,000	2,207,000	371,000	180,000	-	180,000
23	BEURANDANG ASAN	2,027,000	442,000	2,162,000	371,000	135,000	-	135,000
24	DRIEN DUA	2,027,000	442,000	2,162,000	371,000	135,000	-	135,000
XVIII	LANGKAHAN	47,174,000	10,292,000	52,398,000	8,548,000	5,224,000	-	5,224,000
1	COT BADA	2,029,000	442,000	2,177,000	371,000	148,000	-	148,000
2	ALUE DUA	2,030,000	460,000	2,176,000	371,000	146,000	-	146,000
3	BANTAYAN	2,031,000	442,000	2,177,000	371,000	146,000	-	146,000
4	KAMPONG BLANG	2,071,000	442,000	2,213,000	371,000	142,000	-	142,000
5	PAYA TUKAI	2,079,000	442,000	2,221,000	371,000	142,000	-	142,000
6	MATANG KEUTAPANG	2,028,000	442,000	2,162,000	371,000	134,000	-	134,000

No.	Kecamatan>Nama Desa	Rincian Bagian Hasil Pajak dan Retribusi Daerah Sesuai Peraturan Bupati Aceh Utara No 5 Tahun 2016		Rincian Realisasi Rampung Tahun Anggaran 2016		Alokasi Kurang Bayar		
		Pajak Daerah	Retribusi Daerah	Pajak Daerah	Retribusi Daerah	Pajak Daerah	Retribusi Daerah	Jumlah Bagian Hasil Pajak dan Retribusi Daerah
(1)	(2)	(3)	(4)	(5)	(6)	(7) = (5) - (3)	(8) = (6) - (4)	(9) = (7) + (8)
7	KRUENG LINGKA	2,031,000	442,000	2,166,000	371,000	135,000	-	135,000
8	SIMPANG TIGA	2,039,000	466,000	2,513,000	371,000	474,000	-	474,000
9	MATANG RUBEK	2,030,000	442,000	2,182,000	371,000	152,000	-	152,000
10	LEUBOK MANE	2,032,000	442,000	2,173,000	386,000	141,000	-	141,000
11	MATANG TEUNGOH SLT	2,031,000	442,000	2,177,000	371,000	146,000	-	146,000
12	PADANG MEURIA	2,081,000	442,000	2,215,000	371,000	134,000	-	134,000
13	ALUE KRAK KAYEE	2,028,000	442,000	2,189,000	371,000	161,000	-	161,000
14	TANJONG JAWA	2,028,000	442,000	2,164,000	371,000	136,000	-	136,000
15	MEUNASAH BLANG	2,039,000	442,000	2,173,000	371,000	134,000	-	134,000
16	TANJUNG DALAM SLT	2,051,000	442,000	2,226,000	371,000	175,000	-	175,000
17	GEUDUMBAK	2,059,000	442,000	2,208,000	371,000	149,000	-	149,000
18	LANGKAHAN	2,074,000	442,000	2,254,000	371,000	180,000	-	180,000
19	RUMOH RAYEUK	2,053,000	442,000	2,225,000	371,000	172,000	-	172,000
20	BUKET LINTEUNG	2,072,000	442,000	2,719,000	371,000	647,000	-	647,000
21	LUBOK PUSAKA	2,047,000	442,000	2,393,000	371,000	346,000	-	346,000
22	SEUREUKE	2,097,000	526,000	3,114,000	371,000	1,017,000	-	1,017,000
23	PANTE GAKI BALE	2,114,000	442,000	2,181,000	371,000	67,000	-	67,000
XIX	BAKTIYA BARAT	53,892,000	12,096,000	57,549,000	13,493,000	3,796,000	3,188,000	6,984,000
1	KEUDE SAMPOINIET	2,227,000	1,028,000	2,542,000	888,000	315,000	-	315,000
2	LHOK IBOH	2,183,000	442,000	2,324,000	2,638,000	141,000	2,196,000	2,337,000
3	MATANG BAYU	2,044,000	442,000	2,203,000	371,000	159,000	-	159,000
4	BLANG NIBONG	2,065,000	442,000	2,162,000	371,000	97,000	-	97,000
5	BLANG SEUNONG	2,044,000	442,000	2,251,000	371,000	207,000	-	207,000
6	SINGGAH MATA	2,219,000	442,000	2,483,000	371,000	264,000	-	264,000
7	MATANG PANYANG	2,035,000	442,000	2,175,000	371,000	140,000	-	140,000
8	MATANG CEUBREK	2,035,000	442,000	2,162,000	371,000	127,000	-	127,000
9	MATANG TEUNGOH	2,028,000	442,000	2,173,000	371,000	145,000	-	145,000
10	COT PAYA	2,030,000	442,000	2,162,000	371,000	132,000	-	132,000
11	COT KUPOK	2,034,000	442,000	2,189,000	371,000	155,000	-	155,000
12	MPG RAYA BLANG SIALET	2,030,000	442,000	2,169,000	371,000	139,000	-	139,000
13	PUCOK ALUE BUKET	2,028,000	442,000	2,162,000	371,000	134,000	-	134,000
14	MATANG SIJUEK TIMU	2,065,000	442,000	2,226,000	371,000	161,000	-	161,000
15	MATANG SIJUEK TEUNGOH	2,201,000	442,000	2,177,000	1,434,000	-	992,000	992,000
16	MATANG SIJUEK BARAT	2,053,000	460,000	2,199,000	371,000	146,000	-	146,000
17	COT LABA	2,034,000	442,000	2,176,000	371,000	142,000	-	142,000
18	MEUNASAH PANTE	2,027,000	442,000	2,186,000	371,000	159,000	-	159,000
19	MEURANDEH RAYA	2,035,000	442,000	2,181,000	371,000	146,000	-	146,000
20	COT MURONG	2,028,000	442,000	2,175,000	371,000	147,000	-	147,000
21	MATANG PAYA	2,028,000	442,000	2,163,000	371,000	135,000	-	135,000
22	LHOK EUNCIEN	2,278,000	442,000	2,163,000	371,000	-	-	-
23	COT USEN	2,027,000	442,000	2,162,000	371,000	135,000	-	135,000
24	MEUNASAH HAGU	2,055,000	442,000	2,228,000	371,000	173,000	-	173,000
25	BLANG RHEU	2,030,000	442,000	2,162,000	371,000	132,000	-	132,000
26	PAYA BATEUNG	2,029,000	442,000	2,194,000	371,000	165,000	-	165,000
XX	PAYA BAKONG	80,762,000	17,413,000	86,331,000	14,577,000	6,033,000	-	6,033,000
1	BLANG ARA	2,711,000	442,000	3,741,000	371,000	1,030,000	-	1,030,000
2	T. DIBANDA PIRAK	2,027,000	442,000	2,164,000	371,000	137,000	-	137,000
3	PAYA MEUDRU	2,028,000	442,000	2,170,000	371,000	142,000	-	142,000
4	BLANG SIALET	2,029,000	442,000	2,184,000	371,000	155,000	-	155,000
5	BUKET GURU	2,027,000	442,000	2,162,000	371,000	135,000	-	135,000
6	GLUMPANG PIRAK	2,028,000	442,000	2,162,000	371,000	134,000	-	134,000
7	ALUE LHOK	2,049,000	442,000	2,218,000	371,000	169,000	-	169,000
8	SEUNEUBOK A	2,041,000	442,000	2,162,000	371,000	121,000	-	121,000
9	BUKET PIDIE	2,028,000	442,000	2,174,000	371,000	146,000	-	146,000
10	KEBON PIRAK	2,027,000	442,000	2,162,000	371,000	135,000	-	135,000
11	ALUE LEUKOT	2,031,000	442,000	2,170,000	371,000	139,000	-	139,000
12	BLANG MANE	2,028,000	442,000	2,219,000	371,000	191,000	-	191,000
13	PEUREUPOK	2,629,000	442,000	2,165,000	371,000	-	-	-
14	ULUE BIENG	2,029,000	442,000	2,174,000	371,000	145,000	-	145,000
15	PANTE SEULEUMAK	2,077,000	442,000	2,177,000	371,000	100,000	-	100,000
16	MEURIA SEULEUMAK	2,027,000	442,000	2,165,000	371,000	138,000	-	138,000
17	TUNONG KRUEG	2,028,000	442,000	2,163,000	371,000	135,000	-	135,000
18	GEUREUGHEK	2,030,000	442,000	2,187,000	371,000	157,000	-	157,000
19	MUNNYE SEULEUMAK	2,027,000	442,000	2,183,000	371,000	156,000	-	156,000
20	SIMPANG	2,027,000	442,000	2,162,000	371,000	135,000	-	135,000
21	TUMPOK MESJID	2,053,000	442,000	2,167,000	371,000	114,000	-	114,000
22	JOK	2,043,000	442,000	2,166,000	371,000	123,000	-	123,000
23	LEUHONG	2,028,000	442,000	2,167,000	371,000	139,000	-	139,000
24	TANJONG BEURENYONG	2,027,000	442,000	2,162,000	371,000	135,000	-	135,000
25	KEUDE PAYA BAKONG	2,084,000	617,000	2,221,000	479,000	137,000	-	137,000

No.	Kecamatan>Nama Desa	Rincian Bagian Hasil Pajak dan Retribusi Daerah Sesuai Peraturan Bupati Aceh Utara No 5 Tahun 2016		Rincian Realisasi Rampung Tahun Anggaran 2016		Alokasi Kurang Bayar		
		Pajak Daerah	Retribusi Daerah	Pajak Daerah	Retribusi Daerah	Pajak Daerah	Retribusi Daerah	Jumlah Bagian Hasil Pajak dan Retribusi Daerah
(1)	(2)	(3)	(4)	(5)	(6)	(7) = (5) - (3)	(8) = (6) - (4)	(9) = (7) + (8)
26	BLANG GUCI	2,047,000	442,000	2,165,000	371,000	118,000	-	118,000
27	NGA	2,029,000	442,000	2,178,000	371,000	149,000	-	149,000
28	MAMPREE	2,027,000	442,000	2,162,000	371,000	135,000	-	135,000
29	MATANG PANYANG	2,055,000	442,000	2,163,000	371,000	108,000	-	108,000
30	TANJUNG DRIEN	2,027,000	442,000	2,162,000	371,000	135,000	-	135,000
31	ASAN SEULEUMAK	2,028,000	442,000	2,167,000	371,000	139,000	-	139,000
32	T. DIBANDA TEK-TEK	2,027,000	442,000	2,197,000	371,000	170,000	-	170,000
33	COT TEUFAH	2,027,000	442,000	2,183,000	371,000	156,000	-	156,000
34	PUCOK ALUE SEULEMAK	2,050,000	442,000	2,166,000	371,000	116,000	-	116,000
35	LUENG	2,031,000	442,000	2,185,000	371,000	154,000	-	154,000
36	CEUMPEUDAK	2,049,000	442,000	2,170,000	371,000	121,000	-	121,000
37	BLANG PAKU	2,028,000	442,000	2,162,000	371,000	134,000	-	134,000
38	BLANG DALAM	2,028,000	442,000	2,162,000	371,000	134,000	-	134,000
39	BLANG PANTE	2,146,000	442,000	2,162,000	371,000	16,000	-	16,000
XXI	NIBONG	40,982,000	8,872,000	44,626,000	7,461,000	3,644,000	-	3,644,000
1	NIBONG BAROH	2,027,000	442,000	2,182,000	371,000	155,000	-	155,000
2	NIBONG WAKHEUH	2,043,000	442,000	2,191,000	371,000	148,000	-	148,000
3	KEUDE NIBONG	2,073,000	442,000	2,265,000	412,000	192,000	-	192,000
4	KEUPOK NIBONG	2,029,000	442,000	2,203,000	371,000	174,000	-	174,000
5	DAYAH NIBONG	2,033,000	442,000	2,275,000	371,000	242,000	-	242,000
6	SUMBOK RAYEUK	2,064,000	452,000	2,425,000	371,000	361,000	-	361,000
7	PAYA TERBANG	2,064,000	447,000	2,214,000	371,000	150,000	-	150,000
8	TEUPIN JOK	2,046,000	442,000	2,192,000	371,000	146,000	-	146,000
9	MAMPLAM	2,049,000	442,000	2,200,000	371,000	151,000	-	151,000
10	KEULILEE	2,027,000	442,000	2,201,000	371,000	174,000	-	174,000
11	MUNYE LHEE	2,027,000	442,000	2,211,000	371,000	184,000	-	184,000
12	RANTO	2,027,000	454,000	2,308,000	371,000	281,000	-	281,000
13	SEULUNYOK	2,035,000	447,000	2,255,000	371,000	220,000	-	220,000
14	KEH NIBONG	2,035,000	442,000	2,290,000	371,000	255,000	-	255,000
15	ALUE IE MIRAH	2,047,000	442,000	2,257,000	371,000	210,000	-	210,000
16	MADDI	2,098,000	442,000	2,210,000	371,000	112,000	-	112,000
17	ALUE NGOM	2,027,000	442,000	2,198,000	371,000	171,000	-	171,000
18	TANJONG PUTOH	2,027,000	442,000	2,190,000	371,000	163,000	-	163,000
19	BUMBAN	2,037,000	442,000	2,176,000	371,000	139,000	-	139,000
20	ALUE PANAH	2,167,000	442,000	2,183,000	371,000	16,000	-	16,000
XXII	SIMPANG KRAMAT	32,807,000	7,072,000	35,272,000	6,636,000	2,465,000	629,000	3,094,000
1	KEUDE SIMPANG EMPAT	2,099,000	442,000	2,286,000	1,071,000	187,000	629,000	816,000
2	SEUNEUBOK PUNTI	2,033,000	442,000	2,172,000	371,000	139,000	-	139,000
3	PAYA LEUPAH	2,029,000	442,000	2,183,000	371,000	154,000	-	154,000
4	PAYA TEUNGOH	2,033,000	442,000	2,172,000	371,000	139,000	-	139,000
5	KEBON BARO	2,036,000	442,000	2,179,000	371,000	143,000	-	143,000
6	MEUNASAH TEUNGOH	2,027,000	442,000	2,162,000	371,000	135,000	-	135,000
7	MEUNASAH BAROEH	2,036,000	442,000	2,172,000	371,000	136,000	-	136,000
8	MANCANG	2,031,000	442,000	2,162,000	371,000	131,000	-	131,000
9	ALUE BADEE	2,060,000	442,000	2,164,000	371,000	104,000	-	104,000
10	MNSH DAYAH SP.K	2,084,000	442,000	2,232,000	371,000	148,000	-	148,000
11	KILOMETER VI	2,076,000	442,000	2,164,000	371,000	88,000	-	88,000
12	KILOMETER VIII	2,110,000	442,000	2,486,000	371,000	376,000	-	376,000
13	IE TAREK I	2,028,000	442,000	2,163,000	371,000	135,000	-	135,000
14	IE TAREK II	2,029,000	442,000	2,175,000	371,000	146,000	-	146,000
15	PASE SEUNTOSA	2,068,000	442,000	2,195,000	371,000	127,000	-	127,000
16	PLANG RALEU	2,028,000	442,000	2,205,000	371,000	177,000	-	177,000
XXIII	LAPANG	22,377,000	5,220,000	24,891,000	4,305,000	2,514,000	-	2,514,000
1	KEUREUTOU	2,027,000	442,000	2,255,000	371,000	228,000	-	228,000
2	LUENG BARO	2,027,000	442,000	2,381,000	371,000	354,000	-	354,000
3	MERBO JURONG	2,057,000	442,000	2,282,000	371,000	225,000	-	225,000
4	MERBO LAMA	2,075,000	442,000	2,278,000	371,000	203,000	-	203,000
5	TANJONG DAMA	2,027,000	442,000	2,217,000	371,000	190,000	-	190,000
6	GEULANGGANG BARO	2,029,000	442,000	2,312,000	371,000	283,000	-	283,000
7	MATANG TUNONG	2,027,000	464,000	2,283,000	371,000	256,000	-	256,000
8	KEUDE LAPANG	2,027,000	778,000	2,205,000	595,000	178,000	-	178,000
9	MATANG BAROH	2,027,000	442,000	2,193,000	371,000	166,000	-	166,000
10	KUALA KEURUTOU	2,027,000	442,000	2,268,000	371,000	241,000	-	241,000
11	KUALA CANGKOI	2,027,000	442,000	2,217,000	371,000	190,000	-	190,000
XXIV	PIRAK TIMUR	46,795,000	10,202,000	50,168,000	8,621,000	3,373,000	-	3,373,000
1	RAYEUK PANGE	2,033,000	442,000	2,172,000	371,000	139,000	-	139,000
2	BUNGONG	2,028,000	442,000	2,178,000	371,000	150,000	-	150,000
3	GEULUMPANG MATANGKULI	2,027,000	442,000	2,173,000	371,000	146,000	-	146,000
4	ASAN KRUENG KREH	2,033,000	442,000	2,166,000	371,000	133,000	-	133,000
5	BEURACAN RATA	2,027,000	442,000	2,162,000	371,000	135,000	-	135,000

No.	Kecamatan>Nama Desa	Rincian Bagian Hasil Pajak dan Retribusi Daerah Sesuai Peraturan Bupati Aceh Utara No 5 Tahun 2016		Rincian Realisasi Rampung Tahun Anggaran 2016		Alokasi Kurang Bayar		
		Pajak Daerah	Retribusi Daerah	Pajak Daerah	Retribusi Daerah	Pajak Daerah	Retribusi Daerah	Jumlah Bagian Hasil Pajak dan Retribusi Daerah
(1)	(2)	(3)	(4)	(5)	(6)	(7) = (5) - (3)	(8) = (6) - (4)	(9) = (7) + (8)
6	REUNGKAM	2,036,000	442,000	2,176,000	371,000	140,000	-	140,000
7	TRIENG KRUENG KREH	2,039,000	442,000	2,162,000	371,000	123,000	-	123,000
8	KEUTAPANG	2,030,000	442,000	2,167,000	371,000	137,000	-	137,000
9	BILI BARO	2,030,000	478,000	2,172,000	371,000	142,000	-	142,000
10	PAYO LUENG JALO	2,028,000	442,000	2,211,000	371,000	183,000	-	183,000
11	ALUE RIMA	2,121,000	442,000	2,257,000	371,000	136,000	-	136,000
12	SERDANG	2,027,000	442,000	2,223,000	371,000	196,000	-	196,000
13	ARA TON-TON MONERANG	2,027,000	442,000	2,162,000	371,000	135,000	-	135,000
14	TANJONG SEURUKUY	2,029,000	442,000	2,164,000	371,000	135,000	-	135,000
15	ULEE BLANG	2,027,000	442,000	2,176,000	371,000	149,000	-	149,000
16	KRUENG	2,027,000	442,000	2,169,000	371,000	142,000	-	142,000
17	MATANG KEH	2,030,000	442,000	2,167,000	371,000	137,000	-	137,000
18	LEUPE	2,029,000	442,000	2,173,000	371,000	144,000	-	144,000
19	CEUMECET	2,027,000	442,000	2,174,000	371,000	147,000	-	147,000
20	TEUPIN U	2,039,000	442,000	2,197,000	371,000	158,000	-	158,000
21	ALUE BUNGKOH	2,038,000	442,000	2,206,000	396,000	168,000	-	168,000
22	PUCOK ALUE	2,029,000	442,000	2,184,000	434,000	155,000	-	155,000
23	MUNYE TUJOH	2,034,000	442,000	2,177,000	371,000	143,000	-	143,000
XXV	GEUREDONG PASE	22,331,000	4,862,000	24,406,000	4,081,000	2,075,000	-	2,075,000
1	LHOK ASAN	2,028,000	442,000	2,174,000	371,000	146,000	-	146,000
	DARUL AMAN	2,028,000	442,000	2,168,000	371,000	140,000	-	140,000
	ALUE AWE	2,027,000	442,000	2,162,000	371,000	135,000	-	135,000
4	DARUSSALAM	2,027,000	442,000	2,165,000	371,000	138,000	-	138,000
5	RAYEUK JAWA	2,045,000	442,000	2,162,000	371,000	117,000	-	117,000
6	DAYAH SEUPENG	2,039,000	442,000	2,214,000	371,000	175,000	-	175,000
7	URAM JALAN	2,029,000	442,000	2,162,000	371,000	133,000	-	133,000
8	KEUDARI	2,027,000	442,000	2,707,000	371,000	680,000	-	680,000
9	KRUENG MBANG	2,027,000	442,000	2,162,000	371,000	135,000	-	135,000
10	PULO MEURIA	2,027,000	442,000	2,163,000	371,000	136,000	-	136,000
11	SUKA DAMAI SP I	2,027,000	442,000	2,167,000	371,000	140,000	-	140,000
XXVI	BANDA BARO	33,170,000	3,978,000	40,127,000	4,241,000	6,957,000	761,000	7,718,000
1	PAYA DUA	2,073,000	442,000	2,404,000	441,000	331,000	-	331,000
2	COT JABET	2,029,000	442,000	2,165,000	371,000	136,000	-	136,000
3	ULEE NYEUE	2,034,000	442,000	2,359,000	371,000	325,000	-	325,000
4	PAYA ULUE	2,027,000	442,000	2,166,000	371,000	139,000	-	139,000
5	JAMUAN	16,881,000	442,000	22,333,000	1,203,000	5,452,000	761,000	6,213,000
6	ALUE KEUREUNYAI	2,031,000	442,000	2,172,000	371,000	141,000	-	141,000
7	SANGKALAN	2,036,000	442,000	2,183,000	371,000	147,000	-	147,000
8	BLANG PALA	2,032,000	442,000	2,178,000	371,000	146,000	-	146,000
9	PAYA BEUNYET	2,027,000	442,000	2,167,000	371,000	140,000	-	140,000
XXVII	NISAM ANTARA	12,412,922	2,676,160	13,069,000	2,865,000	656,078	522,000	1,178,078
	ALUE DUA	2,144,000	442,000	2,198,000	964,000	54,000	522,000	576,000
	SEUMIRAH	2,109,000	442,000	2,181,000	371,000	72,000	-	72,000
3	DARUSSALAM	2,051,000	442,000	2,173,000	371,000	122,000	-	122,000
4	ALUE PAPEUN	2,044,000	466,000	2,173,000	417,000	129,000	-	129,000
5	BLANG JRAT	2,028,000	442,000	2,163,000	371,000	135,000	-	135,000
6	BLANG POROH	2,036,922	442,160	2,181,000	371,000	144,078	-	144,078
Total		1,960,574,022	435,796,160	2,167,174,361	526,367,234	209,314,339	149,656,234	358,970,573

Paraf Koordinasi	
Kepala BPKD	
Ka. Bid. Pajak Daerah dan Lain-Lain PAD	
Kepala Bagian Hukum	

BUPATI ACEH UTARA No. 

H. MUHAMMAD THAIB

ALOKASI LEBIH BAYAR BAGIAN HASIL PAJAK DAERAH DAN RETRIBUSI DAERAH KEPADA GAMPONG TAHUN ANGGARAN 2016

No.	Kecamatan>Nama Desa	Rincian Bagian Hasil Pajak dan Retribusi Daerah Sesuai Peraturan Bupati Aceh Utara No 5 Tahun 2016		Rincian Realisasi Rampung Tahun Anggaran 2016		Alokasi Lebih Bayar		
		Pajak Daerah	Retribusi Daerah	Pajak Daerah	Retribusi Daerah	Pajak Daerah	Retribusi Daerah	Jumlah Bagian Hasil Pajak dan Retribusi Daerah
(1)	(2)	(3)	(4)	(5)	(6)	(7) = (5) - (3)	(8) = (6) - (4)	(9) = (7) + (8)
I	BAKTIYA	116,146,000	25,930,000	126,848,000	25,379,000	-	(3,623,000)	(3,623,000)
1	KEUDE ALUE IE PUTEH	2,142,000	1,135,000	2,574,000	2,253,000	-	-	-
2	MNSH ALUE I PUTEH	2,268,000	442,000	2,646,000	427,000	-	(15,000)	(15,000)
3	PUCOK ALUE	2,027,000	442,000	2,162,000	371,000	-	(71,000)	(71,000)
4	ALUE ANOU TIMU	2,027,000	442,000	2,162,000	371,000	-	(71,000)	(71,000)
5	ALUE ANOU BARAT	2,029,000	442,000	2,162,000	427,000	-	(15,000)	(15,000)
6	PULO SEUKE	2,027,000	442,000	2,162,000	371,000	-	(71,000)	(71,000)
7	ALUE SERDANG	2,038,000	477,000	2,174,000	371,000	-	(106,000)	(106,000)
8	COT MANE	2,027,000	442,000	2,162,000	371,000	-	(71,000)	(71,000)
9	COT KUMBANG	2,029,000	442,000	2,199,000	371,000	-	(71,000)	(71,000)
10	MATANG KUMBANG	2,037,000	442,000	2,174,000	1,216,000	-	-	-
11	MATANG KAREUNG	2,027,000	442,000	2,162,000	371,000	-	(71,000)	(71,000)
12	COT ULAYA	2,028,000	442,000	2,165,000	371,000	-	(71,000)	(71,000)
13	ALUE GEUDONG	2,027,000	442,000	2,162,000	371,000	-	(71,000)	(71,000)
14	TANJONG GLUMPANG	2,027,000	442,000	2,162,000	371,000	-	(71,000)	(71,000)
15	MATANG RAYA TIMU	2,034,000	442,000	2,165,000	371,000	-	(71,000)	(71,000)
16	MATANG RAYA BARAT	2,028,000	442,000	2,162,000	371,000	-	(71,000)	(71,000)
17	MATANG KELAYU	2,027,000	442,000	2,162,000	371,000	-	(71,000)	(71,000)
18	ALUE BUYA	2,030,000	442,000	2,162,000	371,000	-	(71,000)	(71,000)
19	MATANG CUT	2,028,000	442,000	2,162,000	371,000	-	(71,000)	(71,000)
20	KEUDE PANTEU BRUEH	2,029,000	442,000	2,168,000	371,000	-	(71,000)	(71,000)
21	MEUDANG ARA	2,050,000	442,000	2,181,000	371,000	-	(71,000)	(71,000)
22	MEUNASAH BUJOK	2,029,000	442,000	2,169,000	371,000	-	(71,000)	(71,000)
23	ALUE DAMA	2,028,000	442,000	2,832,000	371,000	-	(71,000)	(71,000)
24	COT ARA	2,027,000	442,000	2,162,000	371,000	-	(71,000)	(71,000)
25	RAMBONG DALAM	2,031,000	442,000	2,164,000	371,000	-	(71,000)	(71,000)
26	MEUNASAH GEUDONG	2,028,000	442,000	2,169,000	486,000	-	-	-
27	ALUE KEUTAPANG	2,028,000	442,000	2,167,000	371,000	-	(71,000)	(71,000)
28	KRUENG LINGKA BARAT	2,027,000	442,000	2,162,000	371,000	-	(71,000)	(71,000)
29	KRUENG LINGKA TIMU	2,030,000	442,000	2,162,000	371,000	-	(71,000)	(71,000)
30	ALUE JAMBOK	2,032,000	442,000	2,164,000	371,000	-	(71,000)	(71,000)
31	ALUE BILI GEULUMPANG	2,027,000	442,000	2,162,000	371,000	-	(71,000)	(71,000)
32	LHOK SEUTUY	2,027,000	442,000	2,162,000	371,000	-	(71,000)	(71,000)
33	ALUE BILI RAYEUK	2,037,000	442,000	2,203,000	743,000	-	-	-
34	KEUDE MENYEE IV	2,027,000	442,000	2,163,000	371,000	-	(71,000)	(71,000)
35	GEULUMPANG BUNGKOK	2,037,000	442,000	2,162,000	371,000	-	(71,000)	(71,000)
36	MATANG RAWA	2,027,000	442,000	2,164,000	371,000	-	(71,000)	(71,000)
37	GLUMPANG SAMLAKOE	2,043,000	442,000	2,162,000	371,000	-	(71,000)	(71,000)
38	ARONGAN LISE	2,029,000	442,000	2,162,000	371,000	-	(71,000)	(71,000)
39	MATANG REUDEP	2,028,000	442,000	2,175,000	371,000	-	(71,000)	(71,000)
40	MATANG MANYAM	2,029,000	442,000	2,163,000	371,000	-	(71,000)	(71,000)
41	MATANG ULIM	2,027,000	442,000	2,172,000	371,000	-	(71,000)	(71,000)
42	MATANG BERINGIN	2,027,000	442,000	2,162,000	371,000	-	(71,000)	(71,000)
43	COT MANYANG	2,062,000	442,000	2,195,000	371,000	-	(71,000)	(71,000)
44	ALUE IE TAREK	2,031,000	442,000	2,162,000	371,000	-	(71,000)	(71,000)
45	ALUE RAMBONG	2,027,000	442,000	2,162,000	371,000	-	(71,000)	(71,000)
46	MATANG LINYA	2,028,000	442,000	2,162,000	371,000	-	(71,000)	(71,000)
47	MATANG LAWANG	2,036,000	442,000	2,184,000	371,000	-	(71,000)	(71,000)
48	GLUMPANG PAYONG	2,045,000	442,000	2,255,000	371,000	-	(71,000)	(71,000)
49	MON SUKON	2,027,000	442,000	2,193,000	371,000	-	(71,000)	(71,000)
50	LUENG BATA	2,028,000	442,000	2,162,000	371,000	-	(71,000)	(71,000)
51	CEUMPEUDAK	2,027,000	442,000	2,162,000	371,000	-	(71,000)	(71,000)
52	BUKET DARA BARO	2,048,000	450,000	2,162,000	371,000	-	(79,000)	(79,000)
53	MATANG PINEUNG	2,035,000	442,000	2,162,000	371,000	-	(71,000)	(71,000)
54	MATANG BARO	2,060,000	442,000	2,239,000	371,000	-	(71,000)	(71,000)
55	UJONG DAMA	2,027,000	442,000	2,282,000	1,277,000	-	-	-
56	BABUSSALAM	2,027,000	442,000	3,651,000	371,000	-	(71,000)	(71,000)
57	CINTA MAKMUR	2,027,000	442,000	2,162,000	371,000	-	(71,000)	(71,000)
II	DEWANTARA	181,876,100	13,903,000	219,435,000	29,181,000	(67,000)	(2,571,000)	(2,638,000)
1	KEUDE KR. GEUKUH	27,791,000	4,094,000	41,638,000	15,967,000	-	-	-
2	TAMBON BAROH	122,150,100	819,000	138,687,000	1,618,000	-	-	-
3	TAMBON TUNONG	2,642,000	896,000	3,971,000	371,000	-	(525,000)	(525,000)

No.	Kecamatan>Nama Desa	Rincian Bagian Hasil Pajak dan Retribusi Daerah Sesuai Peraturan Bupati Aceh Utara No 5 Tahun 2016		Rincian Realisasi Rampung Tahun Anggaran 2016		Alokasi Lebih Bayar		
		Pajak Daerah	Retribusi Daerah	Pajak Daerah	Retribusi Daerah	Pajak Daerah	Retribusi Daerah	Jumlah Bagian Hasil Pajak dan Retribusi Daerah
(1)	(2)	(3)	(4)	(5)	(6)	(7) = (5) - (3)	(8) = (6) - (4)	(9) = (7) + (8)
4	PALOH GADENG	2,184,000	652,000	2,172,000	371,000	(12,000)	(281,000)	(293,000)
5	PALOH LADA	3,675,000	660,000	3,642,000	1,124,000	(33,000)	-	(33,000)
6	UTEUN GELINGGANG	4,453,000	914,000	8,876,000	5,423,000	-	-	-
7	PULO RUNGKOM	2,039,000	652,000	2,165,000	371,000	-	(281,000)	(281,000)
8	PALOH IGEUH	2,062,000	652,000	2,205,000	464,000	-	(188,000)	(188,000)
9	BANGKA JAYA	2,083,000	652,000	2,233,000	371,000	-	(281,000)	(281,000)
10	ULEE PULO	2,320,000	652,000	2,298,000	856,000	(22,000)	-	(22,000)
11	ULEE REULEUNG	2,062,000	652,000	2,248,000	643,000	-	(9,000)	(9,000)
12	GLUMPANG SULU TMR.	2,075,000	652,000	2,312,000	371,000	-	(281,000)	(281,000)
13	GLUMPANG SULU BRT.	2,105,000	652,000	2,259,000	489,000	-	(163,000)	(163,000)
14	BLUKA TEUBAI	2,054,000	652,000	2,176,000	371,000	-	(281,000)	(281,000)
15	LANCANG BARAT	2,181,000	652,000	2,553,000	371,000	-	(281,000)	(281,000)
III	KUTA MAKMUR	79,698,000	17,356,000	86,220,000	15,713,000	-	(2,471,000)	(2,471,000)
1	MEUNASAH BLANG ARA	2,090,000	490,000	2,174,000	986,000	-	-	-
2	MEUNASAH BUKET	2,033,000	442,000	2,224,000	371,000	-	(71,000)	(71,000)
3	BLANG TALON	2,034,000	442,000	2,311,000	371,000	-	(71,000)	(71,000)
4	COT RHEU	2,051,000	442,000	2,165,000	371,000	-	(71,000)	(71,000)
5	KRUENG MANYANG	2,058,000	479,000	2,197,000	408,000	-	(71,000)	(71,000)
6	BAYU	2,039,000	442,000	2,189,000	371,000	-	(71,000)	(71,000)
7	BLANG ADO	2,041,000	442,000	2,187,000	445,000	-	-	-
8	MNSH DAYAH MEUNARA	2,038,000	442,000	2,191,000	371,000	-	(71,000)	(71,000)
9	MEUNASAH KUMBANG	2,032,000	442,000	2,169,000	371,000	-	(71,000)	(71,000)
10	MEUNYECUT BAHAGIA	2,048,000	442,000	2,209,000	371,000	-	(71,000)	(71,000)
11	LHOK JOK	2,031,000	442,000	2,172,000	371,000	-	(71,000)	(71,000)
12	ALUE RAMBEE	2,054,000	442,000	2,280,000	371,000	-	(71,000)	(71,000)
13	BLANG RIEK	2,037,000	442,000	2,165,000	371,000	-	(71,000)	(71,000)
14	CEMPEUDAK	2,048,000	442,000	2,183,000	371,000	-	(71,000)	(71,000)
15	SEUNEUBOK DRIEN	2,039,000	442,000	2,330,000	371,000	-	(71,000)	(71,000)
16	COT MERBO	2,035,000	442,000	2,235,000	457,000	-	-	-
17	KEUDE BLANG ARA	2,033,000	450,000	2,594,000	764,000	-	-	-
18	KEUDE KRUENG	2,037,000	442,000	2,188,000	371,000	-	(71,000)	(71,000)
19	KRUENG SEUNONG	2,032,000	442,000	2,177,000	371,000	-	(71,000)	(71,000)
20	PULO IBOIH	2,037,000	442,000	2,162,000	371,000	-	(71,000)	(71,000)
21	BLANG GURAH	2,031,000	442,000	2,168,000	371,000	-	(71,000)	(71,000)
22	GUHA ULEU	2,142,000	442,000	2,192,000	371,000	-	(71,000)	(71,000)
23	CEUMEUCAT	2,039,000	442,000	2,173,000	371,000	-	(71,000)	(71,000)
24	PULO BARAT	2,035,000	442,000	2,171,000	371,000	-	(71,000)	(71,000)
25	PULO RAYEUK	2,033,000	442,000	2,164,000	371,000	-	(71,000)	(71,000)
26	COT SEUTUI	2,034,000	442,000	2,214,000	371,000	-	(71,000)	(71,000)
27	LANGKUTA	2,034,000	442,000	2,175,000	371,000	-	(71,000)	(71,000)
28	SAWEUK	2,031,000	442,000	2,173,000	371,000	-	(71,000)	(71,000)
29	MEURIYA	2,030,000	442,000	2,169,000	371,000	-	(71,000)	(71,000)
30	MEUNASAH KULAM	2,041,000	442,000	2,192,000	371,000	-	(71,000)	(71,000)
31	COT SEUMIYONG	2,029,000	442,000	2,162,000	371,000	-	(71,000)	(71,000)
32	KEUREUSEK	2,031,000	442,000	2,179,000	371,000	-	(71,000)	(71,000)
33	KRUENG SEUPENG	2,034,000	442,000	2,165,000	371,000	-	(71,000)	(71,000)
34	MEULING MANYANG	2,032,000	442,000	2,168,000	371,000	-	(71,000)	(71,000)
35	MULING MEUCAT	2,037,000	452,000	2,167,000	371,000	-	(81,000)	(81,000)
36	BABAH LUENG	2,031,000	442,000	2,165,000	371,000	-	(71,000)	(71,000)
37	PANTON RAYEUK I	2,028,000	453,000	2,171,000	410,000	-	(43,000)	(43,000)
38	PANTON REYAEUK II	2,030,000	446,000	2,166,000	371,000	-	(75,000)	(75,000)
39	SIDO MULIYO	2,149,000	442,000	2,584,000	371,000	-	(71,000)	(71,000)
IV	LHOKSUKON	194,976,000	43,874,000	215,661,361	64,985,000	(1,485,000)	(4,865,000)	(6,350,000)
1	KOTA LHOKSUKON	4,208,000	5,098,000	7,460,000	19,050,000	-	-	-
2	COT U SIBAK	2,055,000	442,000	2,207,000	371,000	-	(71,000)	(71,000)
3	BINTANG HU	2,029,000	442,000	2,256,000	371,000	-	(71,000)	(71,000)
4	BLANG AMAN	2,073,000	442,000	2,270,000	371,000	-	(71,000)	(71,000)
5	COT ARA	2,069,000	442,000	2,169,000	371,000	-	(71,000)	(71,000)
6	BLANG RUBEK	2,044,000	442,000	2,163,000	371,000	-	(71,000)	(71,000)
7	NGA MATANG UBI	2,084,000	442,000	2,350,000	1,861,000	-	-	-
8	REUDEP	2,714,000	470,000	2,316,000	445,000	(398,000)	(25,000)	(423,000)
9	ALUE BUKET	2,830,000	442,000	2,290,000	371,000	(540,000)	(71,000)	(611,000)
10	MEUNYEU MATANG UBI	2,042,000	442,000	2,371,000	953,000	-	-	-
11	TRIENG MATANG UBI	2,060,000	442,000	2,381,000	371,000	-	(71,000)	(71,000)
12	CEUBREK	2,643,000	6,203,000	2,929,000	15,561,000	-	-	-
13	BLANG	2,082,000	442,000	2,239,000	371,000	-	(71,000)	(71,000)
14	BUKET SEUNTANG	2,039,000	442,000	2,180,000	371,000	-	(71,000)	(71,000)
15	ARONGAN ARA BUNGKOK	2,027,000	442,000	2,169,000	371,000	-	(71,000)	(71,000)
16	TRIENG PANTANG	2,033,000	442,000	2,174,000	371,000	-	(71,000)	(71,000)
17	LEUBOK	2,156,000	442,000	2,169,000	371,000	-	(71,000)	(71,000)

No.	Kecamatan>Nama Desa	Rincian Bagian Hasil Pajak dan Retribusi Daerah Sesuai Peraturan Bupati Aceh Utara No 5 Tahun 2016		Rincian Realisasi Rampung Tahun Anggaran 2016		Alokasi Lebih Bayar		
		Pajak Daerah	Retribusi Daerah	Pajak Daerah	Retribusi Daerah	Pajak Daerah	Retribusi Daerah	Jumlah Bagian Hasil Pajak dan Retribusi Daerah
(1)	(2)	(3)	(4)	(5)	(6)	(7) = (5) - (3)	(8) = (6) - (4)	(9) = (7) + (8)
18	COT GLUMPANG	2,033,000	442,000	2,521,000	371,000	-	(71,000)	(71,000)
19	ABEUK LEUPON	2,030,000	442,000	2,162,000	371,000	-	(71,000)	(71,000)
20	ARA	2,027,000	442,000	2,166,000	371,000	-	(71,000)	(71,000)
21	MANCANG	2,027,000	442,000	2,197,000	371,000	-	(71,000)	(71,000)
22	MATANG PUPANJI	2,027,000	442,000	2,177,000	371,000	-	(71,000)	(71,000)
23	ASAN ARA BUNGKOK	2,125,000	442,000	2,626,000	371,000	-	(71,000)	(71,000)
24	MATANG TEUNGOH AB	2,027,000	471,000	2,282,000	371,000	-	(100,000)	(100,000)
25	PANTE	2,150,000	442,000	2,587,000	371,000	-	(71,000)	(71,000)
26	RAMBOT	2,029,000	442,000	2,185,000	371,000	-	(71,000)	(71,000)
27	ALUE DRIEN	38,580,000	442,000	42,764,361	371,000	-	(71,000)	(71,000)
28	ALUE MEUDEM	2,092,000	505,000	2,205,000	856,000	-	-	-
29	GEULINGANG	2,040,000	442,000	2,203,000	371,000	-	(71,000)	(71,000)
30	ASAN LHOKSUKON BRT	2,111,000	442,000	2,321,000	371,000	-	(71,000)	(71,000)
31	BEURINGIN	2,033,000	442,000	2,272,000	371,000	-	(71,000)	(71,000)
32	TEUNGOH LB	2,035,000	442,000	2,182,000	371,000	-	(71,000)	(71,000)
33	RAYEUK	2,028,000	442,000	2,460,000	371,000	-	(71,000)	(71,000)
34	ULEE BARAT	2,027,000	442,000	2,164,000	371,000	-	(71,000)	(71,000)
35	RANTO	2,071,000	442,000	2,535,000	371,000	-	(71,000)	(71,000)
36	TUTONG	2,043,000	442,000	2,203,000	613,000	-	-	-
37	NGA LHOKSUKON BRT	2,040,000	442,000	2,361,000	371,000	-	(71,000)	(71,000)
38	KEUTAPANG	2,031,000	442,000	2,176,000	630,000	-	-	-
39	MATANG MUNJEE	2,027,000	442,000	2,171,000	371,000	-	(71,000)	(71,000)
40	PULO DULANG	2,028,000	442,000	2,364,000	371,000	-	(71,000)	(71,000)
41	DAYAH LB	2,134,000	622,000	2,575,000	371,000	-	(251,000)	(251,000)
42	GEUMATA	2,131,000	442,000	3,005,000	371,000	-	(71,000)	(71,000)
43	MEUREUBO	2,029,000	442,000	2,162,000	371,000	-	(71,000)	(71,000)
44	DAYAH LHOKSUKON TEUNGO	2,029,000	442,000	2,170,000	371,000	-	(71,000)	(71,000)
45	ARONGAN LT	2,029,000	442,000	2,162,000	371,000	-	(71,000)	(71,000)
46	TUHA	2,037,000	442,000	2,167,000	371,000	-	(71,000)	(71,000)
47	KRUENG	2,033,000	442,000	2,164,000	371,000	-	(71,000)	(71,000)
48	BABAH GEUDEUBANG	2,032,000	442,000	2,336,000	371,000	-	(71,000)	(71,000)
49	GRONG-GRONG	2,028,000	442,000	2,179,000	371,000	-	(71,000)	(71,000)
50	ALUE ITAM REUDEP	2,027,000	442,000	2,163,000	371,000	-	(71,000)	(71,000)
51	TEUPIN KEUBEU	2,041,000	442,000	2,177,000	371,000	-	(71,000)	(71,000)
52	NGA LHOKSUKON TGH.	2,032,000	442,000	2,169,000	371,000	-	(71,000)	(71,000)
53	MEURIA	2,027,000	442,000	2,239,000	371,000	-	(71,000)	(71,000)
54	KUMBANG	2,059,000	442,000	2,164,000	371,000	-	(71,000)	(71,000)
55	SENEUBOK DALAM	2,032,000	442,000	2,243,000	371,000	-	(71,000)	(71,000)
56	ALEU EMPOK	2,027,000	442,000	2,172,000	371,000	-	(71,000)	(71,000)
57	JOK	2,040,000	449,000	2,176,000	371,000	-	(78,000)	(78,000)
58	MANYANG	2,037,000	442,000	2,204,000	371,000	-	(71,000)	(71,000)
59	LHOK KAREUNG	2,075,000	442,000	2,162,000	371,000	-	(71,000)	(71,000)
60	COT ASAN	2,027,000	442,000	2,162,000	371,000	-	(71,000)	(71,000)
61	ALUE ABEE	2,031,000	442,000	2,165,000	371,000	-	(71,000)	(71,000)
62	BULOH	2,033,000	442,000	2,169,000	371,000	-	(71,000)	(71,000)
63	GLUMPANG	2,028,000	442,000	2,162,000	433,000	-	(9,000)	(9,000)
64	TEUNGOH LT	2,033,000	442,000	2,189,000	371,000	-	(71,000)	(71,000)
65	MATA U	2,027,000	442,000	2,417,000	371,000	-	(71,000)	(71,000)
66	MEUCAT	2,029,000	442,000	2,262,000	371,000	-	(71,000)	(71,000)
67	BUKET ME	2,028,000	442,000	2,164,000	371,000	-	(71,000)	(71,000)
68	ULEE TANOH	2,034,000	442,000	2,325,000	371,000	-	(71,000)	(71,000)
69	BUKET KREUNG	2,027,000	442,000	2,192,000	371,000	-	(71,000)	(71,000)
70	ULEE GUNONG	2,032,000	442,000	2,170,000	371,000	-	(71,000)	(71,000)
71	LHOK SEUNTANG	2,033,000	442,000	2,169,000	371,000	-	(71,000)	(71,000)
72	ALUE ITAM BAROH	2,030,000	442,000	2,169,000	371,000	-	(71,000)	(71,000)
73	MATA IE	2,033,000	442,000	2,369,000	371,000	-	(71,000)	(71,000)
74	RAWA	2,028,000	442,000	2,163,000	371,000	-	(71,000)	(71,000)
75	BUKET HAGU	2,795,000	442,000	2,248,000	468,000	(547,000)	-	(547,000)
V	MATANGKULI	100,090,000	22,637,000	108,036,000	21,635,000	(6,000)	(3,495,000)	(3,501,000)
1	KEUDE MATANGKULI	2,177,000	1,189,000	2,901,000	3,604,000	-	-	-
2	UDE	2,038,000	442,000	2,177,000	371,000	-	(71,000)	(71,000)
3	BLANG MATANGKULI	2,183,000	442,000	2,453,000	371,000	-	(71,000)	(71,000)
4	RAYEUK MATANGKULI	2,198,000	620,000	2,192,000	371,000	(6,000)	(249,000)	(255,000)
5	TUMPOK PERLAK	2,037,000	442,000	2,166,000	371,000	-	(71,000)	(71,000)
6	UJONG KULAM	2,027,000	442,000	2,167,000	371,000	-	(71,000)	(71,000)
7	TANJONG TEUNGKU ALI	2,028,000	442,000	2,174,000	371,000	-	(71,000)	(71,000)
8	PUNTI MATANGKULI	2,061,000	442,000	2,205,000	371,000	-	(71,000)	(71,000)
9	PUNTI GLUMPANG VII	2,027,000	442,000	2,169,000	371,000	-	(71,000)	(71,000)
10	GLUMPANG VII	2,032,000	442,000	2,186,000	371,000	-	(71,000)	(71,000)
11	TEUNGOH GLUMPANG VII	2,029,000	442,000	2,182,000	371,000	-	(71,000)	(71,000)

No.	Kecamatan>Nama Desa	Rincian Bagian Hasil Pajak dan Retribusi Daerah Sesuai Peraturan Bupati Aceh Utara No 5 Tahun 2016		Rincian Realisasi Rampung Tahun Anggaran 2016		Alokasi Lebih Bayar		
		Pajak Daerah	Retribusi Daerah	Pajak Daerah	Retribusi Daerah	Pajak Daerah	Retribusi Daerah	Jumlah Bagian Hasil Pajak dan Retribusi Daerah
(1)	(2)	(3)	(4)	(5)	(6)	(7) = (5) - (3)	(8) = (6) - (4)	(9) = (7) + (8)
12	ARON GLUMPANG VII	2,037,000	442,000	2,233,000	371,000	-	(71,000)	(71,000)
13	MATANG MENYE	2,028,000	442,000	2,164,000	371,000	-	(71,000)	(71,000)
14	PARANG SIKUREUNG	2,056,000	442,000	2,271,000	520,000	-	-	-
15	BARO	2,032,000	442,000	2,175,000	371,000	-	(71,000)	(71,000)
16	MEE	2,028,000	442,000	2,166,000	371,000	-	(71,000)	(71,000)
17	TANJONG BABAH KRUENG	2,029,000	442,000	2,170,000	371,000	-	(71,000)	(71,000)
18	RAYEUK GLANGLONG	2,040,000	442,000	2,164,000	371,000	-	(71,000)	(71,000)
19	TEUPIN KEUBUE	2,035,000	442,000	2,176,000	371,000	-	(71,000)	(71,000)
20	TRIENG TEUPIN KEUBUE	2,031,000	442,000	2,167,000	371,000	-	(71,000)	(71,000)
21	MATANG ME	2,035,000	442,000	2,167,000	371,000	-	(71,000)	(71,000)
22	JEUMPA GLUMPANG VII	2,043,000	442,000	2,170,000	371,000	-	(71,000)	(71,000)
23	TUMPOK BARAT	2,035,000	442,000	2,174,000	371,000	-	(71,000)	(71,000)
24	MEURIYA MATANGKULI	2,039,000	448,000	2,239,000	445,000	-	(3,000)	(3,000)
25	HAGU	2,058,000	442,000	2,164,000	371,000	-	(71,000)	(71,000)
26	ALUE THO	2,043,000	442,000	2,180,000	371,000	-	(71,000)	(71,000)
27	CEUBREUK PIRAK	2,031,000	442,000	2,165,000	371,000	-	(71,000)	(71,000)
28	RAYEUK PIRAK	2,033,000	442,000	2,171,000	371,000	-	(71,000)	(71,000)
29	ARON PIRAK	2,029,000	454,000	2,209,000	371,000	-	(83,000)	(83,000)
30	LAWANG	2,029,000	464,000	2,167,000	371,000	-	(93,000)	(93,000)
31	TANJONG HAJI MUDA	2,027,000	442,000	2,163,000	371,000	-	(71,000)	(71,000)
32	SIREN	2,036,000	442,000	2,164,000	371,000	-	(71,000)	(71,000)
33	MUNYE PIRAK	2,027,000	442,000	2,162,000	371,000	-	(71,000)	(71,000)
34	BEURINGIN	2,033,000	442,000	2,174,000	371,000	-	(71,000)	(71,000)
35	TEUNGOH PIRAK	2,027,000	442,000	2,163,000	371,000	-	(71,000)	(71,000)
36	MESJID PIRAK	2,028,000	442,000	2,172,000	371,000	-	(71,000)	(71,000)
37	MATANG PEUSANGAN	2,032,000	442,000	2,169,000	371,000	-	(71,000)	(71,000)
38	PANTEE PIRAK	2,032,000	442,000	2,171,000	371,000	-	(71,000)	(71,000)
39	LEUBOK	2,028,000	442,000	2,162,000	371,000	-	(71,000)	(71,000)
40	BLANG KUTA	2,031,000	456,000	2,559,000	371,000	-	(85,000)	(85,000)
41	BLANG SUPENG	2,027,000	442,000	2,168,000	371,000	-	(71,000)	(71,000)
42	BEURANCAN PIRAK	2,030,000	442,000	2,172,000	371,000	-	(71,000)	(71,000)
43	ALUE EN TOK	2,028,000	442,000	2,168,000	371,000	-	(71,000)	(71,000)
44	TJ. TEUNGKU KARI	2,028,000	442,000	2,163,000	371,000	-	(71,000)	(71,000)
45	TEUNGOH SEULEUMAK	2,028,000	442,000	2,167,000	371,000	-	(71,000)	(71,000)
46	SEURIWEUK	2,033,000	442,000	2,175,000	371,000	-	(71,000)	(71,000)
47	DAYAH BARO	2,027,000	442,000	2,162,000	371,000	-	(71,000)	(71,000)
48	KUNYET MULE	2,030,000	442,000	2,171,000	371,000	-	(71,000)	(71,000)
49	TUTONG	2,030,000	442,000	2,167,000	371,000	-	(71,000)	(71,000)
VI	MUARA BATU	50,682,000	13,562,000	60,371,000	32,712,000	-	(1,212,000)	(1,212,000)
1	KEUDE MANE	2,077,000	3,168,000	2,408,000	3,792,000	-	-	-
2	MEUNASAH DRANG	2,049,000	442,000	2,273,000	371,000	-	(71,000)	(71,000)
3	MEUNASAH BARO	2,083,000	538,000	2,328,000	371,000	-	(167,000)	(167,000)
4	MEUNASAH LHOK	2,114,000	442,000	2,210,000	371,000	-	(71,000)	(71,000)
5	COT SEURANI	2,250,000	464,000	3,159,000	662,000	-	-	-
6	MANE TUNONG	3,239,000	453,000	5,324,000	10,988,000	-	-	-
7	KUALA DEWA	2,033,000	442,000	2,196,000	371,000	-	(71,000)	(71,000)
8	MEUNASAH PINTO	2,070,000	442,000	2,220,000	371,000	-	(71,000)	(71,000)
9	KEUDE BUNGKAIH	2,051,000	442,000	2,543,000	802,000	-	-	-
10	KAMBAM	2,039,000	442,000	2,179,000	371,000	-	(71,000)	(71,000)
11	MEUNASAH ARON	2,048,000	442,000	4,918,000	371,000	-	(71,000)	(71,000)
12	COT TRUENG	2,040,000	453,000	2,217,000	445,000	-	(8,000)	(8,000)
13	DAKUTA	2,073,000	442,000	2,192,000	371,000	-	(71,000)	(71,000)
14	PALOH AWE	2,059,000	452,000	2,175,000	371,000	-	(81,000)	(81,000)
15	TANOAH ANOE	2,028,000	442,000	2,178,000	371,000	-	(71,000)	(71,000)
16	PANTE GURAH	2,101,000	442,000	2,264,000	371,000	-	(71,000)	(71,000)
17	TEUPIN BANJA	2,029,000	442,000	2,171,000	385,000	-	(57,000)	(57,000)
18	TEUMPOK BEURANDANG	2,043,000	442,000	2,220,000	429,000	-	(13,000)	(13,000)
19	PALOH RAYA	2,032,000	442,000	2,204,000	371,000	-	(71,000)	(71,000)
20	PANIGAH	2,029,000	442,000	2,166,000	371,000	-	(71,000)	(71,000)
21	ULEE MADON	2,036,000	458,000	2,229,000	829,000	-	-	-
22	RELEUT TIMU	2,048,000	442,000	2,223,000	371,000	-	(71,000)	(71,000)
23	RELEUT BARAT	2,054,000	442,000	2,180,000	408,000	-	(34,000)	(34,000)
24	PINTO MAKMUR	2,057,000	504,000	2,194,000	8,778,000	-	-	-
VII	MEURAH MULIA	101,489,000	22,872,000	108,440,000	19,492,000	-	(3,444,000)	(3,444,000)
1	DAYAH BLUEK	2,031,000	442,000	2,168,000	371,000	-	(71,000)	(71,000)
2	MESJID BLUEK	2,030,000	442,000	2,166,000	371,000	-	(71,000)	(71,000)
3	MEURIA BLUEK	2,029,000	442,000	2,168,000	371,000	-	(71,000)	(71,000)
4	RHENG BLUEK	2,029,000	464,000	2,174,000	371,000	-	(93,000)	(93,000)
5	PULO BLUEK	2,027,000	442,000	2,162,000	371,000	-	(71,000)	(71,000)
6	RANGKILEH	2,029,000	442,000	2,185,000	371,000	-	(71,000)	(71,000)

No.	Kecamatan>Nama Desa	Rincian Bagian Hasil Pajak dan Retribusi Daerah Sesuai Peraturan Bupati Aceh Utara No 5 Tahun 2016		Rincian Realisasi Rampung Tahun Anggaran 2016		Alokasi Lebih Bayar		
		Pajak Daerah	Retribusi Daerah	Pajak Daerah	Retribusi Daerah	Pajak Daerah	Retribusi Daerah	Jumlah Bagian Hasil Pajak dan Retribusi Daerah
(1)	(2)	(3)	(4)	(5)	(6)	(7) = (5) - (3)	(8) = (6) - (4)	(9) = (7) + (8)
7	RAYEUK MATANG	2,028,000	442,000	2,220,000	371,000	-	(71,000)	(71,000)
8	ULEE MEURIA	2,036,000	442,000	2,176,000	371,000	-	(71,000)	(71,000)
9	TANJONG	2,028,000	442,000	2,187,000	371,000	-	(71,000)	(71,000)
10	KEUDE KARIENG	2,031,000	442,000	2,175,000	371,000	-	(71,000)	(71,000)
11	MANYANG	2,028,000	442,000	2,171,000	371,000	-	(71,000)	(71,000)
12	ULEE CEUBREK	2,030,000	442,000	2,168,000	371,000	-	(71,000)	(71,000)
13	TUMPOK TEUNGKU	2,027,000	442,000	2,162,000	371,000	-	(71,000)	(71,000)
14	GEULUMPANG	2,027,000	442,000	2,165,000	371,000	-	(71,000)	(71,000)
15	REUDEUP	2,032,000	442,000	2,169,000	371,000	-	(71,000)	(71,000)
16	BARAT PAYA ITEK	2,028,000	442,000	2,163,000	371,000	-	(71,000)	(71,000)
17	PAYA KAMBUK	2,027,000	442,000	2,167,000	371,000	-	(71,000)	(71,000)
18	PAYA BILI	2,029,000	442,000	2,165,000	371,000	-	(71,000)	(71,000)
19	MEE	2,028,000	442,000	2,165,000	371,000	-	(71,000)	(71,000)
20	NGA	2,027,000	442,000	2,164,000	371,000	-	(71,000)	(71,000)
21	UBIT PAYA ITEK	2,028,000	442,000	2,164,000	371,000	-	(71,000)	(71,000)
22	RAYEUK PAYA ITEK	2,027,000	442,000	2,186,000	371,000	-	(71,000)	(71,000)
23	BLANG CUT	2,027,000	442,000	2,164,000	371,000	-	(71,000)	(71,000)
24	KEH	2,029,000	442,000	2,163,000	371,000	-	(71,000)	(71,000)
25	KUMBANG	2,034,000	442,000	2,177,000	371,000	-	(71,000)	(71,000)
26	PRI KEUTAPANG	2,028,000	442,000	2,163,000	371,000	-	(71,000)	(71,000)
27	MESJID	2,027,000	442,000	2,169,000	371,000	-	(71,000)	(71,000)
28	TEUNGOH REUBA	2,027,000	442,000	2,162,000	371,000	-	(71,000)	(71,000)
29	BLANG REUMA	2,027,000	442,000	2,162,000	371,000	-	(71,000)	(71,000)
30	DRIEN PUNTONG	2,027,000	442,000	2,162,000	371,000	-	(71,000)	(71,000)
31	PULO KITON	2,028,000	442,000	2,162,000	371,000	-	(71,000)	(71,000)
32	CIBREK	2,028,000	442,000	2,162,000	371,000	-	(71,000)	(71,000)
33	MEUNYE PEUT	2,028,000	442,000	2,162,000	439,000	-	(3,000)	(3,000)
34	BEURINGEN	2,033,000	471,000	2,177,000	371,000	-	(100,000)	(100,000)
35	NIBONG	2,034,000	449,000	2,168,000	371,000	-	(78,000)	(78,000)
36	TUALANG	2,027,000	442,000	2,162,000	371,000	-	(71,000)	(71,000)
37	PULO DRIEN BEUKAH	2,027,000	442,000	2,162,000	371,000	-	(71,000)	(71,000)
38	TEUNGOH K. BATEE	2,027,000	442,000	2,167,000	371,000	-	(71,000)	(71,000)
39	UJUNG KUTA BATEE	2,057,000	442,000	2,162,000	371,000	-	(71,000)	(71,000)
40	PULO BLANG	2,029,000	442,000	2,198,000	371,000	-	(71,000)	(71,000)
41	LEUBEUK TUWE	2,027,000	442,000	2,162,000	371,000	-	(71,000)	(71,000)
42	BAROH KUTA BATEE	2,029,000	442,000	2,168,000	371,000	-	(71,000)	(71,000)
43	GAMPONG TEUNGOH	2,030,000	442,000	2,170,000	371,000	-	(71,000)	(71,000)
44	RANTO	2,027,000	442,000	2,162,000	371,000	-	(71,000)	(71,000)
45	MEUNYE PAYONG	2,027,000	442,000	2,162,000	371,000	-	(71,000)	(71,000)
46	UJONG REUBA	2,030,000	442,000	2,162,000	396,000	-	(46,000)	(46,000)
47	PAYA SUTRA	2,027,000	442,000	2,162,000	371,000	-	(71,000)	(71,000)
48	BARE BLANG	2,029,000	442,000	2,170,000	371,000	-	(71,000)	(71,000)
49	KEUDE JUNGKA GAJAH	2,056,000	1,156,000	2,166,000	1,220,000	-	-	-
50	SARAMABA	2,027,000	442,000	2,162,000	371,000	-	(71,000)	(71,000)
VIII	SAMUDERA	83,419,000	21,421,000	89,009,000	30,775,000	(276,000)	(3,025,000)	(3,301,000)
1	PIE	2,028,000	442,000	2,177,000	371,000	-	(71,000)	(71,000)
2	ASAN	2,081,000	442,000	2,218,000	371,000	-	(71,000)	(71,000)
3	MURONG	2,032,000	442,000	2,171,000	371,000	-	(71,000)	(71,000)
4	BLANG KABU	2,032,000	442,000	2,180,000	371,000	-	(71,000)	(71,000)
5	MANCANG	2,673,000	456,000	2,397,000	619,000	(276,000)	-	(276,000)
6	KEUDE GEUDONG	2,663,000	3,581,000	2,672,000	13,588,000	-	-	-
7	BLANG PEURIA	2,646,000	458,000	3,338,000	2,324,000	-	-	-
8	TEUPIN ARA	2,027,000	550,000	2,201,000	371,000	-	(179,000)	(179,000)
9	TEUPIN BEULANGAN	2,057,000	442,000	2,166,000	371,000	-	(71,000)	(71,000)
10	KR. BARO LANGKAHAN	2,028,000	442,000	2,163,000	371,000	-	(71,000)	(71,000)
11	PUSONG	2,048,000	464,000	2,169,000	565,000	-	-	-
12	TANJONG KLENG	2,029,000	442,000	2,162,000	371,000	-	(71,000)	(71,000)
13	GAMPONG BARO	2,027,000	442,000	2,205,000	371,000	-	(71,000)	(71,000)
14	BEURINGEN	2,030,000	442,000	2,180,000	371,000	-	(71,000)	(71,000)
15	KUTA KRUENG	2,033,000	442,000	2,162,000	371,000	-	(71,000)	(71,000)
16	KUTA GLUMPANG	2,109,000	442,000	2,173,000	371,000	-	(71,000)	(71,000)
17	MEUCAT	2,034,000	442,000	2,213,000	371,000	-	(71,000)	(71,000)
18	KRUENG BARO BM	2,027,000	442,000	2,186,000	371,000	-	(71,000)	(71,000)
19	UJONG	2,039,000	832,000	2,186,000	371,000	-	(461,000)	(461,000)
20	MESJID	2,034,000	442,000	2,176,000	371,000	-	(71,000)	(71,000)
21	TEUNGOH	2,030,000	442,000	2,177,000	371,000	-	(71,000)	(71,000)
22	KEUDE BLANG MEE PK	2,029,000	442,000	2,162,000	371,000	-	(71,000)	(71,000)
23	PUUK	2,030,000	442,000	2,169,000	371,000	-	(71,000)	(71,000)
24	LANCANG	2,027,000	442,000	2,166,000	371,000	-	(71,000)	(71,000)
25	MATANG ULIM	2,029,000	448,000	2,183,000	371,000	-	(77,000)	(77,000)

No.	Kecamatan>Nama Desa	Rincian Bagian Hasil Pajak dan Retribusi Daerah Sesuai Peraturan Bupati Aceh Utara No 5 Tahun 2016		Rincian Realisasi Rampung Tahun Anggaran 2016		Alokasi Lebih Bayar		
		Pajak Daerah	Retribusi Daerah	Pajak Daerah	Retribusi Daerah	Pajak Daerah	Retribusi Daerah	Jumlah Bagian Hasil Pajak dan Retribusi Daerah
(1)	(2)	(3)	(4)	(5)	(6)	(7) = (5) - (3)	(8) = (6) - (4)	(9) = (7) + (8)
26	SAWANG	2,031,000	442,000	2,183,000	371,000	-	(71,000)	(71,000)
27	LAGA BARO	2,041,000	442,000	2,189,000	371,000	-	(71,000)	(71,000)
28	PULO	2,027,000	442,000	2,195,000	371,000	-	(71,000)	(71,000)
29	MATANG TUNONG	2,069,000	442,000	2,185,000	371,000	-	(71,000)	(71,000)
30	MATANG PUNTONG	2,039,000	452,000	2,200,000	371,000	-	(81,000)	(81,000)
31	BLANG NIBONG	2,037,000	442,000	2,179,000	371,000	-	(71,000)	(71,000)
32	TANJONG BAROH	2,045,000	442,000	2,162,000	371,000	-	(71,000)	(71,000)
33	TANJONG HAGU	2,030,000	442,000	2,168,000	371,000	-	(71,000)	(71,000)
34	TANJONG RENGKAM	2,029,000	442,000	2,162,000	371,000	-	(71,000)	(71,000)
35	TANJONG MESJID	2,084,000	452,000	2,210,000	694,000	-	-	-
36	PAYA TERBANG	2,050,000	442,000	2,162,000	371,000	-	(71,000)	(71,000)
37	MADAN	2,031,000	442,000	2,166,000	371,000	-	(71,000)	(71,000)
38	TANJONG AWE	2,027,000	442,000	2,163,000	371,000	-	(71,000)	(71,000)
39	KITOU	2,027,000	442,000	2,166,000	371,000	-	(71,000)	(71,000)
40	KRUENG MATEE	2,030,000	468,000	2,167,000	371,000	-	(97,000)	(97,000)
IX	SEUNUDDON	67,583,000	14,783,000	76,410,000	14,529,000	-	(2,210,000)	(2,210,000)
1	TANJONG PINENG	2,034,000	537,000	2,187,000	371,000	-	(166,000)	(166,000)
2	MERBO PUNTONG	2,157,000	442,000	2,437,000	371,000	-	(71,000)	(71,000)
3	MANE KAWAN	2,036,000	442,000	2,589,000	1,420,000	-	-	-
4	ALUE BAREUH	2,033,000	442,000	2,310,000	371,000	-	(71,000)	(71,000)
	KEUDE SIMPANG JLN	2,148,000	442,000	2,186,000	880,000	-	-	-
6	BLANG PHA	2,073,000	442,000	2,243,000	371,000	-	(71,000)	(71,000)
7	ALUE KIRAN	2,028,000	442,000	2,277,000	371,000	-	(71,000)	(71,000)
8	BLANG TUE	2,028,000	442,000	2,460,000	371,000	-	(71,000)	(71,000)
9	COT KAFIRATON	2,028,000	442,000	2,319,000	371,000	-	(71,000)	(71,000)
10	TANJONG DAMA	2,038,000	442,000	2,330,000	371,000	-	(71,000)	(71,000)
11	PAYA DUA URAM	2,029,000	442,000	2,186,000	371,000	-	(71,000)	(71,000)
12	PAYA DUA UJONG	2,028,000	442,000	2,324,000	371,000	-	(71,000)	(71,000)
13	ALUE CAPLI	2,030,000	442,000	2,349,000	408,000	-	(34,000)	(34,000)
14	SIMPANG PEUT	2,054,000	442,000	2,278,000	371,000	-	(71,000)	(71,000)
15	MEUNASAH SAGOE	2,030,000	442,000	2,564,000	371,000	-	(71,000)	(71,000)
16	MATANG PUNTONG	2,029,000	442,000	2,180,000	371,000	-	(71,000)	(71,000)
17	MATANG PANYANG	2,065,000	442,000	2,551,000	371,000	-	(71,000)	(71,000)
18	COT PATISAH	2,033,000	442,000	2,307,000	371,000	-	(71,000)	(71,000)
19	COT TRUENG	2,043,000	464,000	2,381,000	371,000	-	(93,000)	(93,000)
20	DARUL AMAN	2,027,000	442,000	2,176,000	371,000	-	(71,000)	(71,000)
21	MATANG JEULIKAT	2,037,000	442,000	2,388,000	371,000	-	(71,000)	(71,000)
22	LHOK PUUK	2,033,000	442,000	2,309,000	371,000	-	(71,000)	(71,000)
23	ULEE RUBEK BARAT	2,035,000	442,000	2,264,000	479,000	-	-	-
24	ULEE RUBEK TIMU	2,037,000	442,000	2,262,000	945,000	-	-	-
25	BANTAYAN	2,028,000	512,000	2,186,000	371,000	-	(141,000)	(141,000)
2	TEUPIN KUYUN	2,034,000	442,000	2,355,000	371,000	-	(71,000)	(71,000)
27	MATANG LADA	2,041,000	442,000	2,359,000	371,000	-	(71,000)	(71,000)
28	ULE MATANG	2,028,000	442,000	2,501,000	371,000	-	(71,000)	(71,000)
29	MATANG KARIENG	2,028,000	442,000	2,167,000	371,000	-	(71,000)	(71,000)
30	LHOK RAMBIDENG	2,116,000	442,000	2,186,000	380,000	-	(62,000)	(62,000)
31	MATANG ANOE	2,133,000	442,000	2,318,000	371,000	-	(71,000)	(71,000)
32	LHOK GEULITUT	2,030,000	442,000	2,304,000	371,000	-	(71,000)	(71,000)
33	ULEE TITI	2,032,000	452,000	2,177,000	371,000	-	(81,000)	(81,000)
X	SYAMTALIRA ARON	70,000,000	15,124,000	77,415,000	20,658,000	-	(1,892,000)	(1,892,000)
1	KEUDE ARON	2,028,000	490,000	2,555,000	645,000	-	-	-
2	DAYAH ARON	2,075,000	442,000	2,313,000	371,000	-	(71,000)	(71,000)
3	MONCRANG	2,069,000	442,000	2,355,000	371,000	-	(71,000)	(71,000)
4	KANOT	2,028,000	442,000	2,182,000	371,000	-	(71,000)	(71,000)
5	MEURIA ARON	2,027,000	442,000	2,184,000	371,000	-	(71,000)	(71,000)
6	ME ARON	2,034,000	442,000	2,202,000	371,000	-	(71,000)	(71,000)
7	GLOK	2,033,000	442,000	2,169,000	371,000	-	(71,000)	(71,000)
8	CIBREK BAROH	2,041,000	442,000	2,205,000	3,327,000	-	-	-
9	CIBREK TUNONG	2,079,000	442,000	2,339,000	3,030,000	-	-	-
10	MATANG MUNYE	2,027,000	442,000	2,162,000	371,000	-	(71,000)	(71,000)
11	PANTE	2,447,000	490,000	2,755,000	500,000	-	-	-
12	KEUTAPANG	2,092,000	442,000	2,250,000	1,666,000	-	-	-
13	BLANG	2,029,000	442,000	2,165,000	371,000	-	(71,000)	(71,000)
14	TEUNGOH	2,027,000	442,000	2,165,000	371,000	-	(71,000)	(71,000)
15	TANJONG KRUENG PASE	2,027,000	442,000	2,163,000	371,000	-	(71,000)	(71,000)
16	MESJID	2,039,000	442,000	2,235,000	371,000	-	(71,000)	(71,000)
17	KEUDE TEUPIN PUNTI	2,027,000	442,000	2,242,000	371,000	-	(71,000)	(71,000)
18	KUMBANG	2,060,000	442,000	2,341,000	662,000	-	-	-
19	U BLANG ASAN	2,029,000	442,000	2,326,000	371,000	-	(71,000)	(71,000)
20	CALONG	2,027,000	442,000	2,361,000	371,000	-	(71,000)	(71,000)

No.	Kecamatan>Nama Desa	Rincian Bagian Hasil Pajak dan Retribusi Daerah Sesuai Peraturan Bupati Aceh Utara No 5 Tahun 2016		Rincian Realisasi Rampung Tahun Anggaran 2016		Alokasi Lebih Bayar		
		Pajak Daerah	Retribusi Daerah	Pajak Daerah	Retribusi Daerah	Pajak Daerah	Retribusi Daerah	Jumlah Bagian Hasil Pajak dan Retribusi Daerah
(1)	(2)	(3)	(4)	(5)	(6)	(7) = (5) - (3)	(8) = (6) - (4)	(9) = (7) + (8)
21	MANYANG BAROH	2,028,000	442,000	2,241,000	371,000	-	(71,000)	(71,000)
22	PEUREUPOK	2,039,000	442,000	2,396,000	396,000	-	(46,000)	(46,000)
23	ALUE GANTO	2,032,000	442,000	2,338,000	371,000	-	(71,000)	(71,000)
24	PULO BLANG ASAN	2,118,000	442,000	2,329,000	371,000	-	(71,000)	(71,000)
25	KULAM	2,028,000	442,000	2,169,000	371,000	-	(71,000)	(71,000)
26	AMPEH	2,042,000	442,000	2,186,000	371,000	-	(71,000)	(71,000)
27	DAYAH MEURIA	2,042,000	442,000	2,192,000	371,000	-	(71,000)	(71,000)
28	MAMPRE	2,027,000	442,000	2,162,000	371,000	-	(71,000)	(71,000)
29	MEUCAT	2,059,000	442,000	2,328,000	371,000	-	(71,000)	(71,000)
30	ARA	2,032,000	442,000	2,190,000	371,000	-	(71,000)	(71,000)
31	HAGU	2,039,000	442,000	2,175,000	371,000	-	(71,000)	(71,000)
32	AWE	2,090,000	442,000	2,305,000	371,000	-	(71,000)	(71,000)
33	TANJONG MEULING	2,050,000	442,000	2,191,000	371,000	-	(71,000)	(71,000)
34	DAYA TEUNGKU	2,129,000	442,000	2,544,000	786,000	-	-	-
XI	SYAMTALIRA BAYU	78,186,000	22,537,000	84,469,000	31,154,234	-	(2,403,000)	(2,403,000)
1	BALE	2,037,000	442,000	2,201,000	371,000	-	(71,000)	(71,000)
2	BIE	2,034,000	442,000	2,190,000	371,000	-	(71,000)	(71,000)
3	BEURANDANG	2,087,000	442,000	2,257,000	371,000	-	(71,000)	(71,000)
4	BARO KULAM GAJAH	2,075,000	463,000	2,188,000	744,000	-	-	-
5	GLONG	2,084,000	442,000	2,184,000	371,000	-	(71,000)	(71,000)
6	NIBONG	2,068,000	442,000	2,176,000	371,000	-	(71,000)	(71,000)
7	LANGA	2,067,000	5,462,000	2,297,000	13,340,234	-	-	-
8	BEUNOT	2,321,000	666,000	2,979,000	1,584,000	-	-	-
9	KEUDE BAYU	2,357,000	802,000	2,453,000	1,709,000	-	-	-
10	BLANG BAYU	2,055,000	442,000	2,260,000	371,000	-	(71,000)	(71,000)
11	DAYAH TUDA	2,041,000	442,000	2,174,000	371,000	-	(71,000)	(71,000)
12	DAYAH BARO	2,034,000	548,000	2,172,000	371,000	-	(177,000)	(177,000)
13	LANCOK	2,055,000	442,000	2,174,000	371,000	-	(71,000)	(71,000)
14	PUNTI	2,042,000	442,000	2,169,000	1,478,000	-	-	-
15	BUNGONG	2,028,000	442,000	2,203,000	371,000	-	(71,000)	(71,000)
16	BAROH BLANG RIMUENG	2,027,000	442,000	2,170,000	371,000	-	(71,000)	(71,000)
17	ULEE MEURIA	2,039,000	442,000	2,171,000	371,000	-	(71,000)	(71,000)
18	KAYEE PANYANG	2,036,000	442,000	2,206,000	371,000	-	(71,000)	(71,000)
19	RHENG	2,041,000	442,000	2,172,000	371,000	-	(71,000)	(71,000)
20	TRIENG MEUDURO	2,032,000	442,000	2,169,000	371,000	-	(71,000)	(71,000)
21	ULEE GAMPONG	2,031,000	442,000	2,171,000	371,000	-	(71,000)	(71,000)
22	GAROT	2,034,000	442,000	2,170,000	371,000	-	(71,000)	(71,000)
23	BLANG AWE	2,048,000	442,000	2,410,000	399,000	-	(43,000)	(43,000)
24	PULO BLANG MANGAT	2,033,000	442,000	2,174,000	371,000	-	(71,000)	(71,000)
25	CEBREK	2,031,000	442,000	2,209,000	371,000	-	(71,000)	(71,000)
26	PULO BLANG TRIENG	2,035,000	442,000	2,195,000	371,000	-	(71,000)	(71,000)
27	MEUDANG ARA	2,031,000	442,000	2,175,000	371,000	-	(71,000)	(71,000)
28	COT NEUHEUM	2,027,000	442,000	2,180,000	371,000	-	(71,000)	(71,000)
29	TUMPEUN	2,035,000	442,000	2,165,000	371,000	-	(71,000)	(71,000)
30	ALEN	2,031,000	442,000	2,171,000	371,000	-	(71,000)	(71,000)
31	DAYAH B. SEREIKUY	2,027,000	442,000	2,162,000	371,000	-	(71,000)	(71,000)
32	BLANG PATRA	2,046,000	442,000	2,171,000	371,000	-	(71,000)	(71,000)
33	BLANG MAJRON	2,035,000	442,000	2,168,000	371,000	-	(71,000)	(71,000)
34	SEUNEUBOK BARO	2,028,000	442,000	2,168,000	371,000	-	(71,000)	(71,000)
35	BUKET GLUMPANG	2,031,000	442,000	2,241,000	371,000	-	(71,000)	(71,000)
36	ALUE MAJRON	2,038,000	452,000	2,207,000	399,000	-	(53,000)	(53,000)
37	SIREN TUJOH	2,058,000	442,000	2,189,000	371,000	-	(71,000)	(71,000)
38	BLANG SERIKUY	2,027,000	442,000	2,178,000	371,000	-	(71,000)	(71,000)
XII	TANAH LUAS	116,280,000	27,570,000	125,305,000	30,932,000	-	(3,842,000)	(3,842,000)
1	PULO BLANG	2,027,000	442,000	2,162,000	371,000	-	(71,000)	(71,000)
2	MATANG BEN	2,028,000	442,000	2,175,000	371,000	-	(71,000)	(71,000)
3	MATANG CIBREK	2,027,000	442,000	2,165,000	371,000	-	(71,000)	(71,000)
4	DENG	2,027,000	442,000	2,162,000	371,000	-	(71,000)	(71,000)
5	RAWA	2,027,000	442,000	2,162,000	371,000	-	(71,000)	(71,000)
6	PUNTI PULO AGAM	2,027,000	442,000	2,162,000	371,000	-	(71,000)	(71,000)
7	ALUE PANGKAT	2,032,000	442,000	2,169,000	371,000	-	(71,000)	(71,000)
8	TEUNGOH PULO AGAM	2,027,000	442,000	2,162,000	371,000	-	(71,000)	(71,000)
9	HUENG	2,028,000	442,000	2,171,000	371,000	-	(71,000)	(71,000)
10	PULO U	2,028,000	652,000	3,369,000	4,440,000	-	-	-
11	ALUE KEUJRUEN	2,071,000	442,000	2,224,000	371,000	-	(71,000)	(71,000)
12	PAYA BERANDANG	2,030,000	622,000	2,227,000	371,000	-	(251,000)	(251,000)
13	MANYANG TUNONG	2,027,000	442,000	2,162,000	371,000	-	(71,000)	(71,000)
14	TUTONG	2,027,000	442,000	2,174,000	371,000	-	(71,000)	(71,000)
15	AMPEH	2,028,000	442,000	2,169,000	371,000	-	(71,000)	(71,000)
16	ALUE	2,034,000	442,000	2,170,000	565,000	-	-	-

No.	Kecamatan>Nama Desa	Rincian Bagian Hasil Pajak dan Retribusi Daerah Sesuai Peraturan Bupati Aceh Utara No 5 Tahun 2016		Rincian Realisasi Rampung Tahun Anggaran 2016		Alokasi Lebih Bayar		
		Pajak Daerah	Retribusi Daerah	Pajak Daerah	Retribusi Daerah	Pajak Daerah	Retribusi Daerah	Jumlah Bagian Hasil Pajak dan Retribusi Daerah
(1)	(2)	(3)	(4)	(5)	(6)	(7) = (5) - (3)	(8) = (6) - (4)	(9) = (7) + (8)
17	TEUNGKU DIBALEE	2,047,000	442,000	2,344,000	371,000	-	(71,000)	(71,000)
18	KEUDE BLANG JRUEN	2,094,000	2,187,000	2,320,000	4,886,000	-	-	-
19	BLANG JRUEN	2,097,000	676,000	2,200,000	694,000	-	-	-
20	UJ. BAROH BERGHANG	2,031,000	442,000	2,170,000	371,000	-	(71,000)	(71,000)
21	JEUMPA	2,027,000	442,000	2,162,000	371,000	-	(71,000)	(71,000)
22	TEUNGOH BERGHANG	2,028,000	442,000	2,167,000	371,000	-	(71,000)	(71,000)
23	PANTE	2,027,000	442,000	2,163,000	371,000	-	(71,000)	(71,000)
24	SERBA JAMAN	2,027,000	442,000	2,229,000	371,000	-	(71,000)	(71,000)
25	RAYEUK NALEUNG	2,027,000	442,000	2,168,000	371,000	-	(71,000)	(71,000)
26	RANGKAYA	2,036,000	442,000	2,180,000	371,000	-	(71,000)	(71,000)
27	PAYA	2,027,000	442,000	2,167,000	371,000	-	(71,000)	(71,000)
28	BLANG BIDOK	2,087,000	442,000	2,163,000	1,018,000	-	-	-
29	RAYEUK KUTA	2,040,000	442,000	2,198,000	371,000	-	(71,000)	(71,000)
30	RAYEUK MUNYE	2,201,000	442,000	2,236,000	408,000	-	(34,000)	(34,000)
31	UJONG BAROH SB	2,049,000	442,000	2,166,000	371,000	-	(71,000)	(71,000)
32	TRIENG	2,027,000	442,000	2,192,000	371,000	-	(71,000)	(71,000)
33	MANYANG	2,027,000	442,000	2,162,000	371,000	-	(71,000)	(71,000)
34	CIBREK	2,027,000	442,000	2,162,000	371,000	-	(71,000)	(71,000)
35	KEUTAPANG	2,047,000	442,000	2,162,000	371,000	-	(71,000)	(71,000)
36	MATANG MANE	2,032,000	442,000	2,178,000	371,000	-	(71,000)	(71,000)
37	ALUE GAMPONG	2,027,000	442,000	2,162,000	371,000	-	(71,000)	(71,000)
38	BAYI	2,027,000	449,000	2,175,000	371,000	-	(78,000)	(78,000)
39	TUMPOK ACEH	2,037,000	442,000	2,164,000	371,000	-	(71,000)	(71,000)
40	ULEE BUKET	2,027,000	442,000	2,162,000	371,000	-	(71,000)	(71,000)
41	COT DAH	2,034,000	442,000	2,164,000	371,000	-	(71,000)	(71,000)
42	LEUPON SIREN	2,027,000	442,000	2,162,000	371,000	-	(71,000)	(71,000)
43	BLANG TRIENG	2,027,000	442,000	2,162,000	371,000	-	(71,000)	(71,000)
44	ALUE SIJUEK	2,027,000	442,000	2,162,000	371,000	-	(71,000)	(71,000)
45	HAGU	2,027,000	442,000	2,164,000	371,000	-	(71,000)	(71,000)
46	TEUPIN ME	2,027,000	442,000	2,162,000	371,000	-	(71,000)	(71,000)
47	PLU PUKAM	2,032,000	442,000	2,162,000	371,000	-	(71,000)	(71,000)
48	BLANG PIE	2,087,000	442,000	2,162,000	371,000	-	(71,000)	(71,000)
49	PUNTI SEULEUMAK BRT.	2,027,000	442,000	2,162,000	371,000	-	(71,000)	(71,000)
50	SERBA YAMAN TUNONG	2,027,000	442,000	2,167,000	371,000	-	(71,000)	(71,000)
51	LEUHONG	2,027,000	442,000	2,162,000	371,000	-	(71,000)	(71,000)
52	BLANG	2,107,000	442,000	2,165,000	371,000	-	(71,000)	(71,000)
53	TANJONG MESJID	2,027,000	442,000	2,162,000	371,000	-	(71,000)	(71,000)
54	SERBA YAMAN BAROH	2,027,000	442,000	2,164,000	371,000	-	(71,000)	(71,000)
55	COT BARAT	2,028,000	442,000	2,162,000	371,000	-	(71,000)	(71,000)
56	MATANG BALOI	2,027,000	442,000	2,162,000	371,000	-	(71,000)	(71,000)
57	BUKET MAKARTI	2,077,000	442,000	2,162,000	371,000	-	(71,000)	(71,000)
XI'	TANAH PASIR	37,024,000	8,129,000	39,649,000	7,875,000	-	(1,282,000)	(1,282,000)
1	ALUE	2,051,000	442,000	2,200,000	371,000	-	(71,000)	(71,000)
2	ME MATANG PANYANG	2,076,000	442,000	2,235,000	371,000	-	(71,000)	(71,000)
3	BLANG	2,058,000	442,000	2,163,000	371,000	-	(71,000)	(71,000)
4	PALOH	2,075,000	442,000	2,172,000	371,000	-	(71,000)	(71,000)
5	KEUDE MATANG PYG	2,036,000	442,000	2,333,000	856,000	-	-	-
6	GAMPONG PANDE	2,075,000	475,000	2,166,000	371,000	-	(104,000)	(104,000)
7	MATANG RANUP LASEH	2,038,000	442,000	2,183,000	371,000	-	(71,000)	(71,000)
8	CANGGUEK	2,058,000	442,000	2,223,000	371,000	-	(71,000)	(71,000)
9	KUMBANG	2,054,000	442,000	2,205,000	371,000	-	(71,000)	(71,000)
10	PREY	2,088,000	442,000	2,268,000	371,000	-	(71,000)	(71,000)
11	KEUTAPANG	2,027,000	442,000	2,181,000	371,000	-	(71,000)	(71,000)
12	KEUDE JRAT MANYANG	2,041,000	526,000	2,183,000	371,000	-	(155,000)	(155,000)
13	TEUPIN GAPEUH	2,050,000	471,000	2,166,000	371,000	-	(100,000)	(100,000)
14	CIBREK	2,027,000	442,000	2,174,000	371,000	-	(71,000)	(71,000)
15	ME MEUREUBO	2,069,000	442,000	2,163,000	371,000	-	(71,000)	(71,000)
16	ULEE TANO	2,085,000	469,000	2,308,000	1,083,000	-	-	-
17	MATANG JANENG	2,079,000	442,000	2,164,000	371,000	-	(71,000)	(71,000)
18	KUALA KEUREUTEU BARAT	2,037,000	442,000	2,162,000	371,000	-	(71,000)	(71,000)
XIV	T. JAMBO AYE	100,628,000	40,851,000	113,290,000	64,425,000	(134,000)	(3,513,000)	(3,647,000)
1	TEUPIN GAJAH	2,196,000	450,000	2,220,000	371,000	-	(79,000)	(79,000)
2	GLUMPANG UMPONG UNOU	2,098,000	442,000	2,218,000	371,000	-	(71,000)	(71,000)
3	RANTO PANYANG	2,032,000	442,000	2,174,000	371,000	-	(71,000)	(71,000)
4	SEUNEUBOK D	2,030,000	442,000	2,169,000	371,000	-	(71,000)	(71,000)
5	MEUNASAH GEUDONG	2,029,000	442,000	2,225,000	371,000	-	(71,000)	(71,000)
6	MEUNASAH MERBO	2,037,000	442,000	2,174,000	371,000	-	(71,000)	(71,000)
7	TANJONG MEUNYE	2,038,000	1,040,000	2,186,000	371,000	-	(669,000)	(669,000)
8	MATANG JURONG	2,045,000	442,000	2,168,000	371,000	-	(71,000)	(71,000)
9	TANJONG DALAM UTARA	2,036,000	442,000	2,177,000	371,000	-	(71,000)	(71,000)




No.	Kecamatan>Nama Desa	Rincian Bagian Hasil Pajak dan Retribusi Daerah Sesuai Peraturan Bupati Aceh Utara No 5 Tahun 2016		Rincian Realisasi Rampung Tahun Anggaran 2016		Alokasi Lebih Bayar		
		Pajak Daerah	Retribusi Daerah	Pajak Daerah	Retribusi Daerah	Pajak Daerah	Retribusi Daerah	Jumlah Bagian Hasil Pajak dan Retribusi Daerah
(1)	(2)	(3)	(4)	(5)	(6)	(7) = (5) - (3)	(8) = (6) - (4)	(9) = (7) + (8)
10	MEUNASAH DAYAH	2,031,000	442,000	2,173,000	445,000	-	-	-
11	SEUNEUBOK PIDIE	2,035,000	442,000	2,213,000	371,000	-	(71,000)	(71,000)
12	TANJONG MENUANG	2,030,000	442,000	2,183,000	371,000	-	(71,000)	(71,000)
13	MATANG TEUNGOH-TEUNGO	2,028,000	442,000	2,171,000	371,000	-	(71,000)	(71,000)
14	LHOK REUDEUP	2,036,000	442,000	2,181,000	371,000	-	(71,000)	(71,000)
15	LHOK MERBO	2,039,000	442,000	2,181,000	371,000	-	(71,000)	(71,000)
16	TANJONG ARA	2,043,000	442,000	2,289,000	486,000	-	-	-
17	ALUE IE MIRAH	2,062,000	442,000	2,238,000	371,000	-	(71,000)	(71,000)
18	TANJONG PUNTI	2,027,000	442,000	2,162,000	371,000	-	(71,000)	(71,000)
19	BUKIT ALUE PUTEH	2,029,000	442,000	2,182,000	371,000	-	(71,000)	(71,000)
20	BUKET JRAT MANYANG	2,080,000	442,000	2,274,000	371,000	-	(71,000)	(71,000)
21	MATANG MANEH	2,046,000	490,000	2,178,000	371,000	-	(119,000)	(119,000)
22	PUCOK ALUE	2,028,000	442,000	2,165,000	371,000	-	(71,000)	(71,000)
23	MATANG SERDANG	2,078,000	442,000	2,256,000	371,000	-	(71,000)	(71,000)
24	MATANG SANTOT	2,028,000	442,000	2,178,000	371,000	-	(71,000)	(71,000)
25	BUKET PADANG	2,029,000	442,000	2,172,000	371,000	-	(71,000)	(71,000)
26	MATANG SEUKE PULOT	2,032,000	442,000	2,165,000	371,000	-	(71,000)	(71,000)
27	LHOK BEURINGIN	2,028,000	442,000	2,167,000	371,000	-	(71,000)	(71,000)
28	LUENG TUHA	2,031,000	442,000	2,170,000	371,000	-	(71,000)	(71,000)
29	MATANG RAYA	2,027,000	442,000	2,164,000	371,000	-	(71,000)	(71,000)
30	TANJONG CENGAI	2,057,000	466,000	2,235,000	371,000	-	(95,000)	(95,000)
31	TEUPIN BAYU	2,067,000	490,000	2,327,000	371,000	-	(119,000)	(119,000)
32	MEUNASAH PANTON LABU	2,789,000	442,000	2,655,000	650,000	(134,000)	-	(134,000)
33	KOTA PANTON LABU	4,780,000	19,235,000	7,841,000	33,002,000	-	-	-
34	RAWANG ITEK	2,435,000	496,000	3,742,000	1,553,000	-	-	-
35	SAMA KUROK	2,259,000	730,000	2,602,000	5,288,000	-	-	-
36	BIARA BARAT	2,041,000	442,000	2,191,000	371,000	-	(71,000)	(71,000)
37	BIARA TIMUR	2,037,000	442,000	2,187,000	371,000	-	(71,000)	(71,000)
38	MATANG DRIEN	2,041,000	442,000	2,190,000	371,000	-	(71,000)	(71,000)
39	CEUMPEUDAK	2,412,000	658,000	4,099,000	8,108,000	-	-	-
40	ALUE PAPEUN	2,044,000	442,000	2,394,000	424,000	-	(18,000)	(18,000)
41	LHOK BINTANG HU	2,039,000	442,000	2,178,000	371,000	-	(71,000)	(71,000)
42	BIRAM RAYEUK	2,029,000	442,000	2,174,000	371,000	-	(71,000)	(71,000)
43	COT BIEK	2,086,000	442,000	2,192,000	371,000	-	(71,000)	(71,000)
44	MATANG ARONGAN	2,030,000	442,000	2,163,000	371,000	-	(71,000)	(71,000)
45	BIRAM CUT	2,033,000	442,000	2,178,000	371,000	-	(71,000)	(71,000)
46	BUKET BATEE BADAN	2,032,000	442,000	2,178,000	371,000	-	(71,000)	(71,000)
47	ULEE GLEE	2,109,000	442,000	2,191,000	371,000	-	(71,000)	(71,000)
XV	SAWANG	81,724,000	17,931,000	89,958,000	17,654,000	(143,000)	(2,474,000)	(2,617,000)
1	LAGANG	2,032,000	442,000	2,169,000	371,000	-	(71,000)	(71,000)
2	ABEUK REULING	2,027,000	442,000	2,164,000	371,000	-	(71,000)	(71,000)
3	LHOK KREK	2,027,000	442,000	2,169,000	371,000	-	(71,000)	(71,000)
4	LHOK MERBO	2,029,000	442,000	2,165,000	371,000	-	(71,000)	(71,000)
5	GLE DAGANG	2,037,000	442,000	2,184,000	371,000	-	(71,000)	(71,000)
6	KUTA MEULIGOE	2,031,000	460,000	2,187,000	435,000	-	(25,000)	(25,000)
7	GAMPONG TEUNGOH	2,073,000	442,000	2,206,000	436,000	-	(6,000)	(6,000)
8	BABAH BULOH	2,027,000	442,000	2,182,000	371,000	-	(71,000)	(71,000)
9	MEUNASAH PULO	2,028,000	442,000	2,185,000	371,000	-	(71,000)	(71,000)
10	PUNTEUT	2,027,000	442,000	2,164,000	371,000	-	(71,000)	(71,000)
11	PANTE JALOH	2,077,000	464,000	2,162,000	371,000	-	(93,000)	(93,000)
12	LHOK KUYUN	2,031,000	442,000	2,176,000	455,000	-	-	-
13	BLANG REULING	2,030,000	471,000	2,168,000	371,000	-	(100,000)	(100,000)
14	LHOK GAJAH	2,028,000	442,000	2,164,000	371,000	-	(71,000)	(71,000)
15	TEUPIN REUSEB	2,027,000	442,000	2,177,000	371,000	-	(71,000)	(71,000)
16	ULEE GEUDONG	2,030,000	442,000	2,199,000	371,000	-	(71,000)	(71,000)
17	TANJONG KEUMALA	2,028,000	442,000	2,174,000	371,000	-	(71,000)	(71,000)
18	COT KEUMUNENG	2,027,000	442,000	2,177,000	371,000	-	(71,000)	(71,000)
19	COT LAMBIDENG	2,029,000	442,000	2,194,000	371,000	-	(71,000)	(71,000)
20	PAYA GABOH	2,030,000	442,000	2,222,000	445,000	-	-	-
21	PAYA RABO LHOK	2,047,000	442,000	2,205,000	371,000	-	(71,000)	(71,000)
22	PAYA RABO TIMU	2,027,000	442,000	2,162,000	371,000	-	(71,000)	(71,000)
23	LANCOK	2,027,000	442,000	2,162,000	371,000	-	(71,000)	(71,000)
24	RAMBONG PAYONG	2,029,000	442,000	2,165,000	371,000	-	(71,000)	(71,000)
25	LHOK BAYU	2,027,000	442,000	2,162,000	371,000	-	(71,000)	(71,000)
26	KRUENG BARO	2,027,000	442,000	2,163,000	371,000	-	(71,000)	(71,000)
27	BABAH KRUENG	2,028,000	442,000	2,188,000	1,102,000	-	-	-
28	JURONG	2,031,000	442,000	2,176,000	371,000	-	(71,000)	(71,000)
29	BLANG MANYAK	2,027,000	442,000	2,176,000	371,000	-	(71,000)	(71,000)
30	LHOK JOK	2,308,000	465,000	2,165,000	759,000	(143,000)	-	(143,000)
31	BLANG TEURAKAN	2,028,000	636,000	2,166,000	417,000	-	(219,000)	(219,000)


No.	Kecamatan>Nama Desa	Rincian Bagian Hasil Pajak dan Retribusi Daerah Sesuai Peraturan Bupati Aceh Utara No 5 Tahun 2016		Rincian Realisasi Rampung Tahun Anggaran 2016		Alokasi Lebih Bayar		
		Pajak Daerah	Retribusi Daerah	Pajak Daerah	Retribusi Daerah	Pajak Daerah	Retribusi Daerah	Jumlah Bagian Hasil Pajak dan Retribusi Daerah
(1)	(2)	(3)	(4)	(5)	(6)	(7) = (5) - (3)	(8) = (6) - (4)	(9) = (7) + (8)
32	SAWANG	4,187,000	849,000	7,125,000	2,076,000	-	-	-
33	RISEH BAROH	2,027,000	442,000	2,162,000	371,000	-	(71,000)	(71,000)
34	RISEH TEUNGOH	2,028,000	442,000	2,165,000	371,000	-	(71,000)	(71,000)
35	RISEH TUNONG	2,048,000	442,000	2,248,000	371,000	-	(71,000)	(71,000)
36	GUNCI	2,030,000	442,000	2,291,000	399,000	-	(43,000)	(43,000)
37	KUBU	2,027,000	442,000	2,164,000	371,000	-	(71,000)	(71,000)
38	BLANG CUT	2,068,000	442,000	2,162,000	371,000	-	(71,000)	(71,000)
39	LHOK CUT	2,028,000	442,000	2,163,000	371,000	-	(71,000)	(71,000)
XVI	NISAM	58,855,000	13,048,000	63,076,000	13,253,000	-	(1,953,000)	(1,953,000)
1	PALOH MAMBU	2,027,000	639,000	2,162,000	371,000	-	(268,000)	(268,000)
2	BLANG KARIENG	2,028,000	442,000	2,213,000	371,000	-	(71,000)	(71,000)
3	PALOH KAYEE KUNYET	2,027,000	442,000	2,193,000	371,000	-	(71,000)	(71,000)
4	GAMPONG BARAT	2,034,000	442,000	2,178,000	371,000	-	(71,000)	(71,000)
5	MEUNASAH BEUNOT	2,027,000	442,000	2,162,000	371,000	-	(71,000)	(71,000)
6	SEUNEUBOK	2,027,000	442,000	2,162,000	371,000	-	(71,000)	(71,000)
7	COT LEUPEE	2,030,000	442,000	2,162,000	371,000	-	(71,000)	(71,000)
8	GAMPONG TEUNGOH	2,046,000	442,000	2,181,000	371,000	-	(71,000)	(71,000)
9	MEUNASAH MEUCAT	2,062,000	442,000	2,250,000	2,354,000	-	-	-
10	MEUNASAH ALUE	2,028,000	442,000	2,200,000	371,000	-	(71,000)	(71,000)
11	PANTON	2,028,000	442,000	2,164,000	371,000	-	(71,000)	(71,000)
	PALOH MAMPRE	2,028,000	442,000	2,197,000	386,000	-	(56,000)	(56,000)
1	PEUNAYAN	2,027,000	442,000	2,163,000	371,000	-	(71,000)	(71,000)
14	TINGKEUM	2,027,000	442,000	2,163,000	371,000	-	(71,000)	(71,000)
15	MEUNASAH RAYEUK	2,027,000	442,000	2,162,000	445,000	-	-	-
16	MEUNASAH CUT	2,027,000	442,000	2,162,000	371,000	-	(71,000)	(71,000)
17	JEULIKAT	2,027,000	442,000	2,162,000	371,000	-	(71,000)	(71,000)
18	ALUE BILIE	2,027,000	442,000	2,162,000	371,000	-	(71,000)	(71,000)
19	COT MAMBONG	2,027,000	464,000	2,168,000	483,000	-	-	-
20	BLANG D. GEUNTENG	2,029,000	442,000	2,195,000	371,000	-	(71,000)	(71,000)
21	B. DALAM TUNONG	2,027,000	442,000	2,180,000	371,000	-	(71,000)	(71,000)
22	B. DALAM BAROH	2,027,000	442,000	2,186,000	371,000	-	(71,000)	(71,000)
23	COT MEE	2,027,000	442,000	2,162,000	371,000	-	(71,000)	(71,000)
24	COT EUNTONG	2,027,000	442,000	2,163,000	371,000	-	(71,000)	(71,000)
25	BLANG CROK	2,027,000	442,000	2,162,000	371,000	-	(71,000)	(71,000)
26	MEUNASAH KRUENG	2,027,000	442,000	2,165,000	666,000	-	-	-
27	BINJEE	2,027,000	453,000	2,167,000	386,000	-	(67,000)	(67,000)
28	KEUTAPANG	2,029,000	442,000	2,168,000	371,000	-	(71,000)	(71,000)
29	ULEE BLANG	2,027,000	442,000	2,162,000	371,000	-	(71,000)	(71,000)
XVII	COT GIREK	49,215,000	11,585,000	54,745,000	11,187,000	-	(1,855,000)	(1,855,000)
1	COT GIREK	2,041,000	1,366,000	2,660,000	997,000	-	(369,000)	(369,000)
2	MEUREBO	2,027,000	442,000	2,176,000	371,000	-	(71,000)	(71,000)
	KAMPUNG BANTAN	2,032,000	442,000	2,179,000	371,000	-	(71,000)	(71,000)
4	ALUE SEUMAMBU	2,107,000	442,000	2,239,000	408,000	-	(34,000)	(34,000)
5	ULEE GAMPONG	2,028,000	442,000	2,184,000	371,000	-	(71,000)	(71,000)
6	BATU XII	2,287,000	453,000	3,135,000	1,447,000	-	-	-
7	KAMPUNG TEMPEL	2,112,000	442,000	2,353,000	371,000	-	(71,000)	(71,000)
8	ALUE LEUHOB	2,035,000	452,000	2,774,000	915,000	-	-	-
9	SEUNEUBOK BARO	2,038,000	442,000	2,162,000	371,000	-	(71,000)	(71,000)
10	ALUE DRIEN LS	2,029,000	442,000	2,227,000	371,000	-	(71,000)	(71,000)
11	CEUMPEUDAK	2,028,000	442,000	2,164,000	371,000	-	(71,000)	(71,000)
12	MATANG TEUNGOH L	2,048,000	442,000	2,212,000	371,000	-	(71,000)	(71,000)
13	PUCOK ALUE	2,029,000	442,000	2,191,000	371,000	-	(71,000)	(71,000)
14	U BARO.	2,027,000	474,000	2,192,000	371,000	-	(103,000)	(103,000)
15	TRIENG LHOKSUKON SLT	2,027,000	442,000	2,251,000	371,000	-	(71,000)	(71,000)
16	LHOK REUHAT	2,031,000	442,000	2,186,000	371,000	-	(71,000)	(71,000)
17	LUENG BARO	2,027,000	442,000	2,162,000	371,000	-	(71,000)	(71,000)
18	JEULIKAT	2,039,000	442,000	2,162,000	371,000	-	(71,000)	(71,000)
19	ARA LKOKSUKON SLT	2,033,000	442,000	2,168,000	371,000	-	(71,000)	(71,000)
20	BEURANDANG DAYAH	2,082,000	442,000	2,253,000	371,000	-	(71,000)	(71,000)
21	BEURANDANG KRUENG	2,027,000	442,000	2,184,000	371,000	-	(71,000)	(71,000)
22	SEUPENG	2,027,000	442,000	2,207,000	371,000	-	(71,000)	(71,000)
23	BEURANDANG ASAN	2,027,000	442,000	2,162,000	371,000	-	(71,000)	(71,000)
24	DRIEN DUA	2,027,000	442,000	2,162,000	371,000	-	(71,000)	(71,000)
XVIII	LANGKAHAN	47,174,000	10,292,000	52,398,000	8,548,000	-	(1,744,000)	(1,744,000)
1	COT BADA	2,029,000	442,000	2,177,000	371,000	-	(71,000)	(71,000)
2	ALUE DUA	2,030,000	460,000	2,176,000	371,000	-	(89,000)	(89,000)
3	BANTAYAN	2,031,000	442,000	2,177,000	371,000	-	(71,000)	(71,000)
4	KAMPONG BLANG	2,071,000	442,000	2,213,000	371,000	-	(71,000)	(71,000)
5	PAYA TUKAI	2,079,000	442,000	2,221,000	371,000	-	(71,000)	(71,000)
6	MATANG KEUTAPANG	2,028,000	442,000	2,162,000	371,000	-	(71,000)	(71,000)

No.	Kecamatan>Nama Desa	Rincian Bagian Hasil Pajak dan Retribusi Daerah Sesuai Peraturan Bupati Aceh Utara No 5 Tahun 2016		Rincian Realisasi Rampung Tahun Anggaran 2016		Alokasi Lebih Bayar		
		Pajak Daerah	Retribusi Daerah	Pajak Daerah	Retribusi Daerah	Pajak Daerah	Retribusi Daerah	Jumlah Bagian Hasil Pajak dan Retribusi Daerah
(1)	(2)	(3)	(4)	(5)	(6)	(7) = (5) - (3)	(8) = (6) - (4)	(9) = (7) + (8)
7	KRUENG LINGKA	2,031,000	442,000	2,166,000	371,000	-	(71,000)	(71,000)
8	SIMPANG TIGA	2,039,000	466,000	2,513,000	371,000	-	(95,000)	(95,000)
9	MATANG RUBEK	2,030,000	442,000	2,182,000	371,000	-	(71,000)	(71,000)
10	LEUBOK MANE	2,032,000	442,000	2,173,000	386,000	-	(56,000)	(56,000)
11	MATANG TEUNGOH SLT	2,031,000	442,000	2,177,000	371,000	-	(71,000)	(71,000)
12	PADANG MEURIA	2,081,000	442,000	2,215,000	371,000	-	(71,000)	(71,000)
13	ALUE KRACK KAYEE	2,028,000	442,000	2,189,000	371,000	-	(71,000)	(71,000)
14	TANJONG JAWA	2,028,000	442,000	2,164,000	371,000	-	(71,000)	(71,000)
15	MEUNASAH BLANG	2,039,000	442,000	2,173,000	371,000	-	(71,000)	(71,000)
16	TANJUNG DALAM SLT	2,051,000	442,000	2,226,000	371,000	-	(71,000)	(71,000)
17	GEUDUMBAK	2,059,000	442,000	2,208,000	371,000	-	(71,000)	(71,000)
18	LANGKAHAN	2,074,000	442,000	2,254,000	371,000	-	(71,000)	(71,000)
19	RUMOH RAYEUK	2,053,000	442,000	2,225,000	371,000	-	(71,000)	(71,000)
20	BUKET LINTEUNG	2,072,000	442,000	2,719,000	371,000	-	(71,000)	(71,000)
21	LUBOK PUSAKA	2,047,000	442,000	2,393,000	371,000	-	(71,000)	(71,000)
22	SEUREUKE	2,097,000	526,000	3,114,000	371,000	-	(155,000)	(155,000)
23	PANTE GAKI BALE	2,114,000	442,000	2,181,000	371,000	-	(71,000)	(71,000)
XIX	BAKTIYA BARAT	53,892,000	12,096,000	57,549,000	13,493,000	(139,000)	(1,791,000)	(1,930,000)
1	KEUDE SAMPOINIET	2,227,000	1,028,000	2,542,000	888,000	-	(140,000)	(140,000)
2	LHOK IBOH	2,183,000	442,000	2,324,000	2,638,000	-	-	-
3	MATANG BAYU	2,044,000	442,000	2,203,000	371,000	-	(71,000)	(71,000)
4	BLANG NIBONG	2,065,000	442,000	2,162,000	371,000	-	(71,000)	(71,000)
5	BLANG SEUNONG	2,044,000	442,000	2,251,000	371,000	-	(71,000)	(71,000)
6	SINGGAH MATA	2,219,000	442,000	2,483,000	371,000	-	(71,000)	(71,000)
7	MATANG PANYANG	2,035,000	442,000	2,175,000	371,000	-	(71,000)	(71,000)
8	MATANG CEUBREK	2,035,000	442,000	2,162,000	371,000	-	(71,000)	(71,000)
9	MATANG TEUNGOH	2,028,000	442,000	2,173,000	371,000	-	(71,000)	(71,000)
10	COT PAYA	2,030,000	442,000	2,162,000	371,000	-	(71,000)	(71,000)
11	COT KUPOK	2,034,000	442,000	2,189,000	371,000	-	(71,000)	(71,000)
12	MPG RAYA BLANG SIALET	2,030,000	442,000	2,169,000	371,000	-	(71,000)	(71,000)
13	PUCOK ALUE BUKET	2,028,000	442,000	2,162,000	371,000	-	(71,000)	(71,000)
14	MATANG SIJUEK TIMU	2,065,000	442,000	2,226,000	371,000	-	(71,000)	(71,000)
15	MATANG SIJUEK TEUNGOH	2,201,000	442,000	2,177,000	1,434,000	(24,000)	-	(24,000)
16	MATANG SIJUEK BARAT	2,053,000	460,000	2,199,000	371,000	-	(89,000)	(89,000)
17	COT LABA	2,034,000	442,000	2,176,000	371,000	-	(71,000)	(71,000)
18	MEUNASAH PANTE	2,027,000	442,000	2,186,000	371,000	-	(71,000)	(71,000)
19	MEURANDEH RAYA	2,035,000	442,000	2,181,000	371,000	-	(71,000)	(71,000)
20	COT MURONG	2,028,000	442,000	2,175,000	371,000	-	(71,000)	(71,000)
21	MATANG PAYA	2,028,000	442,000	2,163,000	371,000	-	(71,000)	(71,000)
22	LHOK EUNCIEN	2,278,000	442,000	2,163,000	371,000	(115,000)	(71,000)	(186,000)
23	COT USEN	2,027,000	442,000	2,162,000	371,000	-	(71,000)	(71,000)
24	MEUNASAH HAGU	2,055,000	442,000	2,228,000	371,000	-	(71,000)	(71,000)
25	BLANG RHEU	2,030,000	442,000	2,162,000	371,000	-	(71,000)	(71,000)
26	PAYA BATEUNG	2,029,000	442,000	2,194,000	371,000	-	(71,000)	(71,000)
XX	PAYA BAKONG	80,762,000	17,413,000	86,331,000	14,577,000	(464,000)	(2,836,000)	(3,300,000)
1	BLANG ARA	2,711,000	442,000	3,741,000	371,000	-	(71,000)	(71,000)
2	T. DIBANDA PIRAK	2,027,000	442,000	2,164,000	371,000	-	(71,000)	(71,000)
3	PAYA MEUDRU	2,028,000	442,000	2,170,000	371,000	-	(71,000)	(71,000)
4	BLANG SIALET	2,029,000	442,000	2,184,000	371,000	-	(71,000)	(71,000)
5	BUKET GURU	2,027,000	442,000	2,162,000	371,000	-	(71,000)	(71,000)
6	GLUMPANG PIRAK	2,028,000	442,000	2,162,000	371,000	-	(71,000)	(71,000)
7	ALUE LHOK	2,049,000	442,000	2,218,000	371,000	-	(71,000)	(71,000)
8	SEUNEUBOK A	2,041,000	442,000	2,162,000	371,000	-	(71,000)	(71,000)
9	BUKET PIDIE	2,028,000	442,000	2,174,000	371,000	-	(71,000)	(71,000)
10	KEBON PIRAK	2,027,000	442,000	2,162,000	371,000	-	(71,000)	(71,000)
11	ALUE LEUKOT	2,031,000	442,000	2,170,000	371,000	-	(71,000)	(71,000)
12	BLANG MANE	2,028,000	442,000	2,219,000	371,000	-	(71,000)	(71,000)
13	PEUREUPOK	2,629,000	442,000	2,165,000	371,000	(464,000)	(71,000)	(535,000)
14	ULUE BIENG	2,029,000	442,000	2,174,000	371,000	-	(71,000)	(71,000)
15	PANTE SEULEUMAK	2,077,000	442,000	2,177,000	371,000	-	(71,000)	(71,000)
16	MEURIA SEULEUMAK	2,027,000	442,000	2,165,000	371,000	-	(71,000)	(71,000)
17	TUNONG KRUENG	2,028,000	442,000	2,163,000	371,000	-	(71,000)	(71,000)
18	GEUREUGHEK	2,030,000	442,000	2,187,000	371,000	-	(71,000)	(71,000)
19	MUNNYE SEULEUMAK	2,027,000	442,000	2,183,000	371,000	-	(71,000)	(71,000)
20	SIMPANG	2,027,000	442,000	2,162,000	371,000	-	(71,000)	(71,000)
21	TUMPOK MESJID	2,053,000	442,000	2,167,000	371,000	-	(71,000)	(71,000)
22	JOK	2,043,000	442,000	2,166,000	371,000	-	(71,000)	(71,000)
23	LEUHONG	2,028,000	442,000	2,167,000	371,000	-	(71,000)	(71,000)
24	TANJONG BEURENYONG	2,027,000	442,000	2,162,000	371,000	-	(71,000)	(71,000)
25	KEUDE PAYA BAKONG	2,084,000	617,000	2,221,000	479,000	-	(138,000)	(138,000)

No.	Kecamatan>Nama Desa	Rincian Bagian Hasil Pajak dan Retribusi Daerah Sesuai Peraturan Bupati Aceh Utara No 5 Tahun 2016		Rincian Realisasi Rampung Tahun Anggaran 2016		Alokasi Lebih Bayar		
		Pajak Daerah	Retribusi Daerah	Pajak Daerah	Retribusi Daerah	Pajak Daerah	Retribusi Daerah	Jumlah Bagian Hasil Pajak dan Retribusi Daerah
(1)	(2)	(3)	(4)	(5)	(6)	(7) = (5) - (3)	(8) = (6) - (4)	(9) = (7) + (8)
26	BLANG GUCI	2,047,000	442,000	2,165,000	371,000	-	(71,000)	(71,000)
27	NGA	2,029,000	442,000	2,178,000	371,000	-	(71,000)	(71,000)
28	MAMPREE	2,027,000	442,000	2,162,000	371,000	-	(71,000)	(71,000)
29	MATANG PANYANG	2,055,000	442,000	2,163,000	371,000	-	(71,000)	(71,000)
30	TANJUNG DRIEN	2,027,000	442,000	2,162,000	371,000	-	(71,000)	(71,000)
31	ASAN SEULEUMAK	2,028,000	442,000	2,167,000	371,000	-	(71,000)	(71,000)
32	T. DIBANDA TEK-TEK	2,027,000	442,000	2,197,000	371,000	-	(71,000)	(71,000)
33	COT TEUFAN	2,027,000	442,000	2,183,000	371,000	-	(71,000)	(71,000)
34	PUCOK ALUE SEULEMAK	2,050,000	442,000	2,166,000	371,000	-	(71,000)	(71,000)
35	LUENG	2,031,000	442,000	2,185,000	371,000	-	(71,000)	(71,000)
36	CEUMPEUDAK	2,049,000	442,000	2,170,000	371,000	-	(71,000)	(71,000)
37	BLANG PAKU	2,028,000	442,000	2,162,000	371,000	-	(71,000)	(71,000)
38	BLANG DALAM	2,028,000	442,000	2,162,000	371,000	-	(71,000)	(71,000)
39	BLANG PANTE	2,146,000	442,000	2,162,000	371,000	-	(71,000)	(71,000)
XXI	NIBONG	40,982,000	8,872,000	44,626,000	7,461,000	-	(1,411,000)	(1,411,000)
1	NIBONG BAROH	2,027,000	442,000	2,182,000	371,000	-	(71,000)	(71,000)
2	NIBONG WAKHEUH	2,043,000	442,000	2,191,000	371,000	-	(71,000)	(71,000)
3	KEUDE NIBONG	2,073,000	442,000	2,265,000	412,000	-	(30,000)	(30,000)
4	KEUPOK NIBONG	2,029,000	442,000	2,203,000	371,000	-	(71,000)	(71,000)
5	DAYAH NIBONG	2,033,000	442,000	2,275,000	371,000	-	(71,000)	(71,000)
6	SUMBOK RAYEUK	2,064,000	452,000	2,425,000	371,000	-	(81,000)	(81,000)
7	PAYA TERBANG	2,064,000	447,000	2,214,000	371,000	-	(76,000)	(76,000)
8	TEUPIN JOK	2,046,000	442,000	2,192,000	371,000	-	(71,000)	(71,000)
9	MAMPLAM	2,049,000	442,000	2,200,000	371,000	-	(71,000)	(71,000)
10	KEULILEE	2,027,000	442,000	2,201,000	371,000	-	(71,000)	(71,000)
11	MUNYE LHEE	2,027,000	442,000	2,211,000	371,000	-	(71,000)	(71,000)
12	RANTO	2,027,000	454,000	2,308,000	371,000	-	(83,000)	(83,000)
13	SEULUNYOK	2,035,000	447,000	2,255,000	371,000	-	(76,000)	(76,000)
14	KEH NIBONG	2,035,000	442,000	2,290,000	371,000	-	(71,000)	(71,000)
15	ALUE IE MIRAH	2,047,000	442,000	2,257,000	371,000	-	(71,000)	(71,000)
16	MADDI	2,098,000	442,000	2,210,000	371,000	-	(71,000)	(71,000)
17	ALUE NGOM	2,027,000	442,000	2,198,000	371,000	-	(71,000)	(71,000)
18	TANJONG PUTOH	2,027,000	442,000	2,190,000	371,000	-	(71,000)	(71,000)
19	BUMBAN	2,037,000	442,000	2,176,000	371,000	-	(71,000)	(71,000)
20	ALUE PANAH	2,167,000	442,000	2,183,000	371,000	-	(71,000)	(71,000)
XXII	SIMPANG KRAMAT	32,807,000	7,072,000	35,272,000	6,636,000	-	(1,065,000)	(1,065,000)
1	KEUDE SIMPANG EMPAT	2,099,000	442,000	2,286,000	1,071,000	-	-	-
2	SEUNEUBOK PUNTI	2,033,000	442,000	2,172,000	371,000	-	(71,000)	(71,000)
3	PAYA LEUPAH	2,029,000	442,000	2,183,000	371,000	-	(71,000)	(71,000)
4	PAYA TEUNGOH	2,033,000	442,000	2,172,000	371,000	-	(71,000)	(71,000)
5	KEBON BARO	2,036,000	442,000	2,179,000	371,000	-	(71,000)	(71,000)
6	MEUNASAH TEUNGOH	2,027,000	442,000	2,162,000	371,000	-	(71,000)	(71,000)
7	MEUNASAH BAROEH	2,036,000	442,000	2,172,000	371,000	-	(71,000)	(71,000)
8	MANCANG	2,031,000	442,000	2,162,000	371,000	-	(71,000)	(71,000)
9	ALUE BADEE	2,060,000	442,000	2,164,000	371,000	-	(71,000)	(71,000)
10	MNSH DAYAH SP.K	2,084,000	442,000	2,232,000	371,000	-	(71,000)	(71,000)
11	KILOMETER VI	2,076,000	442,000	2,164,000	371,000	-	(71,000)	(71,000)
12	KILOMETER VIII	2,110,000	442,000	2,486,000	371,000	-	(71,000)	(71,000)
13	IE TAREK I	2,028,000	442,000	2,163,000	371,000	-	(71,000)	(71,000)
14	IE TAREK II	2,029,000	442,000	2,175,000	371,000	-	(71,000)	(71,000)
15	PASE SEUNTOSA	2,068,000	442,000	2,195,000	371,000	-	(71,000)	(71,000)
16	PLANG RALEU	2,028,000	442,000	2,205,000	371,000	-	(71,000)	(71,000)
XXIII	LAPANG	22,377,000	5,220,000	24,891,000	4,305,000	-	(915,000)	(915,000)
1	KEUREUTOU	2,027,000	442,000	2,255,000	371,000	-	(71,000)	(71,000)
2	LUENG BARO	2,027,000	442,000	2,381,000	371,000	-	(71,000)	(71,000)
3	MERBO JURONG	2,057,000	442,000	2,282,000	371,000	-	(71,000)	(71,000)
4	MERBO LAMA	2,075,000	442,000	2,278,000	371,000	-	(71,000)	(71,000)
5	TANJONG DAMA	2,027,000	442,000	2,217,000	371,000	-	(71,000)	(71,000)
6	GEULANGGANG BARO	2,029,000	442,000	2,312,000	371,000	-	(71,000)	(71,000)
7	MATANG TUNONG	2,027,000	464,000	2,283,000	371,000	-	(93,000)	(93,000)
8	KEUDE LAPANG	2,027,000	778,000	2,205,000	595,000	-	(183,000)	(183,000)
9	MATANG BAROH	2,027,000	442,000	2,193,000	371,000	-	(71,000)	(71,000)
10	KUALA KEURUTOU	2,027,000	442,000	2,268,000	371,000	-	(71,000)	(71,000)
11	KUALA CANGKUI	2,027,000	442,000	2,217,000	371,000	-	(71,000)	(71,000)
XXIV	PIRAK TIMUR	46,795,000	10,202,000	50,168,000	8,621,000	-	(1,581,000)	(1,581,000)
1	RAYEUK PANGE	2,033,000	442,000	2,172,000	371,000	-	(71,000)	(71,000)
2	BUNGONG	2,028,000	442,000	2,178,000	371,000	-	(71,000)	(71,000)
3	GEULUMPANG MATANGKULI	2,027,000	442,000	2,173,000	371,000	-	(71,000)	(71,000)
4	ASAN KRUENG KREH	2,033,000	442,000	2,166,000	371,000	-	(71,000)	(71,000)
5	BEURACAN RATA	2,027,000	442,000	2,162,000	371,000	-	(71,000)	(71,000)

No.	Kecamatan>Nama Desa	Rincian Bagian Hasil Pajak dan Retribusi Daerah Sesuai Peraturan Bupati Aceh Utara No 5 Tahun 2016		Rincian Realisasi Rampung Tahun Anggaran 2016		Alokasi Lebih Bayar		
		Pajak Daerah	Retribusi Daerah	Pajak Daerah	Retribusi Daerah	Pajak Daerah	Retribusi Daerah	Jumlah Bagian Hasil Pajak dan Retribusi Daerah
(1)	(2)	(3)	(4)	(5)	(6)	(7) = (5) - (3)	(8) = (6) - (4)	(9) = (7) + (8)
6	REUNGKAM	2,036,000	442,000	2,176,000	371,000	-	(71,000)	(71,000)
7	TRIENG KRUENG KREH	2,039,000	442,000	2,162,000	371,000	-	(71,000)	(71,000)
8	KEUTAPANG	2,030,000	442,000	2,167,000	371,000	-	(71,000)	(71,000)
9	BILI BARO	2,030,000	478,000	2,172,000	371,000	-	(107,000)	(107,000)
10	PAYO LUENG JALO	2,028,000	442,000	2,211,000	371,000	-	(71,000)	(71,000)
11	ALUE RIMA	2,121,000	442,000	2,257,000	371,000	-	(71,000)	(71,000)
12	SERDANG	2,027,000	442,000	2,223,000	371,000	-	(71,000)	(71,000)
13	ARA TON-TON MONERANG	2,027,000	442,000	2,162,000	371,000	-	(71,000)	(71,000)
14	TANJONG SEURUKUY	2,029,000	442,000	2,164,000	371,000	-	(71,000)	(71,000)
15	ULEE BLANG	2,027,000	442,000	2,176,000	371,000	-	(71,000)	(71,000)
16	KRUENG	2,027,000	442,000	2,169,000	371,000	-	(71,000)	(71,000)
17	MATANG KEH	2,030,000	442,000	2,167,000	371,000	-	(71,000)	(71,000)
18	LEUPE	2,029,000	442,000	2,173,000	371,000	-	(71,000)	(71,000)
19	CEUMECET	2,027,000	442,000	2,174,000	371,000	-	(71,000)	(71,000)
20	TEUPIN U	2,039,000	442,000	2,197,000	371,000	-	(71,000)	(71,000)
21	ALUE BUNGKOH	2,038,000	442,000	2,206,000	396,000	-	(46,000)	(46,000)
22	PUCOK ALUE	2,029,000	442,000	2,184,000	434,000	-	(8,000)	(8,000)
23	MUNYE TUJOH	2,034,000	442,000	2,177,000	371,000	-	(71,000)	(71,000)
XXV	GEUREDONG PASE	22,331,000	4,862,000	24,406,000	4,081,000	-	(781,000)	(781,000)
1	LHOK ASAN	2,028,000	442,000	2,174,000	371,000	-	(71,000)	(71,000)
	DARUL AMAN	2,028,000	442,000	2,168,000	371,000	-	(71,000)	(71,000)
	ALUE AWE	2,027,000	442,000	2,162,000	371,000	-	(71,000)	(71,000)
4	DARUSSALAM	2,027,000	442,000	2,165,000	371,000	-	(71,000)	(71,000)
5	RAYEUK JAWA	2,045,000	442,000	2,162,000	371,000	-	(71,000)	(71,000)
6	DAYAH SEUPENG	2,039,000	442,000	2,214,000	371,000	-	(71,000)	(71,000)
7	URAM JALAN	2,029,000	442,000	2,162,000	371,000	-	(71,000)	(71,000)
8	PEUDARI	2,027,000	442,000	2,707,000	371,000	-	(71,000)	(71,000)
9	KRUENG MBANG	2,027,000	442,000	2,162,000	371,000	-	(71,000)	(71,000)
10	PULO MEURIA	2,027,000	442,000	2,163,000	371,000	-	(71,000)	(71,000)
11	SUKA DAMAI SP I	2,027,000	442,000	2,167,000	371,000	-	(71,000)	(71,000)
XXVI	BANDA BARO	33,170,000	3,978,000	40,127,000	4,241,000	-	(498,000)	(498,000)
1	PAYA DUA	2,073,000	442,000	2,404,000	441,000	-	(1,000)	(1,000)
2	COT JABET	2,029,000	442,000	2,165,000	371,000	-	(71,000)	(71,000)
3	ULEE NYEUE	2,034,000	442,000	2,359,000	371,000	-	(71,000)	(71,000)
4	PAYA ULUE	2,027,000	442,000	2,166,000	371,000	-	(71,000)	(71,000)
5	JAMUAN	16,881,000	442,000	22,333,000	1,203,000	-	-	-
6	ALUE KEUREUNYAI	2,031,000	442,000	2,172,000	371,000	-	(71,000)	(71,000)
7	SANGKALAN	2,036,000	442,000	2,183,000	371,000	-	(71,000)	(71,000)
8	BLANG PALA	2,032,000	442,000	2,178,000	371,000	-	(71,000)	(71,000)
9	PAYA BEUNYET	2,027,000	442,000	2,167,000	371,000	-	(71,000)	(71,000)
XXVII	NISAM ANTARA	12,412,922	2,676,160	13,069,000	2,865,000	-	(333,160)	(333,160)
	ALUE DUA	2,144,000	442,000	2,198,000	964,000	-	-	-
2	SEUMIRAH	2,109,000	442,000	2,181,000	371,000	-	(71,000)	(71,000)
3	DARUSSALAM	2,051,000	442,000	2,173,000	371,000	-	(71,000)	(71,000)
4	ALUE PAPEUN	2,044,000	466,000	2,173,000	417,000	-	(49,000)	(49,000)
5	BLANG JRAT	2,028,000	442,000	2,163,000	371,000	-	(71,000)	(71,000)
6	BLANG POROH	2,036,922	442,160	2,181,000	371,000	-	(71,160)	(71,160)
Total		1,960,574,022	435,796,160	2,167,174,361	526,367,234	(2,714,000)	(59,085,160)	(61,799,160)

Paraf Koordinasi	
Kepala BPKD	
Ka. Bid. Pajak Daerah dan Lain-Lain PAD	
Kepala Bagian Hukum	


 BUPATI ACEH UTARA
 H. MUHAMMAD THAIB